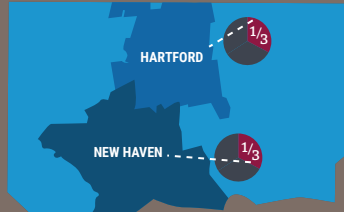


IMPACT OF CONNECTICUT'S DIVERSE CULTURAL ORGANIZATIONS: RESULTS FROM THE 2022 NONPROFIT CONNECTICUT CULTURAL CENSUS

86 CT Cultural Fund Operating Support Grant recipients in 2022 self-identified as primarily serving people of color (POC). The survey findings highlight their impact on our communities.



12% OF ALL CULTURAL ORGANIZATIONS IN THE STATE PRIMARILY SERVE POC.



These organizations are highly concentrated in Hartford and New Haven Counties, which host a third of each.



POC-serving organizations have shown us that they tend to be "leaner." Despite having smaller staffs, they do an incredible amount of work serving audiences.

AVERAGE STAFF LEVELS (FULL AND PART TIME):

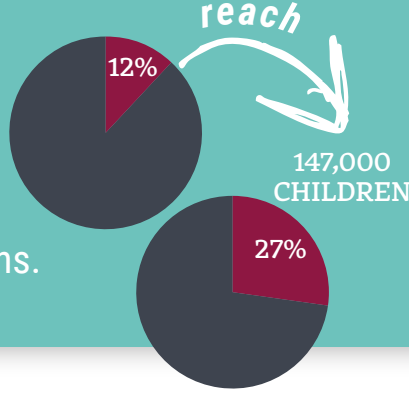


Because these organizations were already running "lean," CT Cultural Fund support made them more likely to add grant-funded staff than other cultural organizations in Connecticut.

POC-serving organizations are powerhouses when it comes to serving schoolchildren.

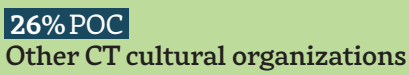
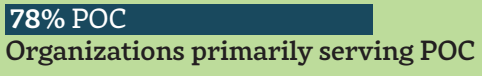


Despite comprising only 12% of cultural organizations, POC-serving organizations served a whopping 27% of the schoolchildren reported by Connecticut cultural organizations.




In fact, on average they served 2.5x as many children as other CT cultural organizations: nearly 3,200 (versus an average of 1,300 for other CT organizations).

POC-SERVING ORGANIZATIONS WELCOME A RICHLY DIVERSE AUDIENCE



"The funding for the cultural sector directly impacts Connecticut residents by exposing them to new, diverse perspectives and stories. We are able to employ local artists and individuals, thus stimulating the local economy while creating art that celebrates diversity, unity, and creativity."

- Live and In Color, Devanand Janki



Source: The 632 recipients of 2022 Connecticut Cultural Fund Operating Support Grants participated in the Nonprofit Connecticut Cultural Census, fielded December 2022/January 2023 by Wilkening Consulting on behalf of Connecticut Humanities.

