

Evaluation Report: Connecticut Humanities Grantmaking

2015 – 2018

The primary goal of the project was met within the proposed time frame... In achieving these macro-level project goals, the museum secures its future as an important, professionally validated arts and cultural organization, strengthening and increasing its credibility and value to funders, policy makers, community and peers.

- Connecticut Humanities Capacity Building Grant, Grantee

Submitted To:

Connecticut Humanities

Submitted By:

Anita M. Baker, Ed. D.

Jamie Bassell



Introduction

Connecticut Humanities is a grantmaking organization and technical assistance provider. Through its efforts to support organizations that make history, literature, art, and other humanities disciplines accessible, relevant and interesting, the work of Connecticut Humanities and its grantees helps to build community, develop strong relationships, and cultivate civic pride. Connecticut Humanities works cooperatively with the CT Department of Economic and Community Development, the CT State Library, the CT State Department of Education, and the CT Secretary of the State, as enabled by the Connecticut General Assembly. State funding is matched by the National Endowment for the Humanities, corporations, and foundations.

HUMANITIES DEFINITION

The humanities are fields of learning that help us understand and appreciate human history, culture, values, and beliefs. They allow us to analyze our complex society and to make thoughtful, reasoned decisions based on inquiry, evaluation, and empathy.

As stated in its promotional materials, Connecticut Humanities has granted more than \$15.7 million to hundreds of organizations statewide, since it was founded in 1975. This support has been augmented by corporate and foundation grants and additional dollars and research from grantee organizations. Through its work and that of its partners and grantees, a total of \$57 million has been invested in quality humanities programming across Connecticut

In 2012, Connecticut Humanities modified its grantmaking strategies and priorities in an effort to streamline processes, attract and retain new grantee organizations, and ensure that all use of grant funds remained focused on the Humanities (see definition in box above). Connecticut Humanities also commissioned a two-part study of its grantmaking covering the three-year period FY 2012 – FY 2014, including a review of applications received and grants made, as well as a grantee survey to obtain direct feedback from recent Connecticut Humanities grantees (copies of reports from both projects are available upon request). During the four-year, FY 2015 through FY 2018, grant period (hereafter 2015-2018), Connecticut Humanities worked through multiple funding challenges connected to Connecticut state budget issues, but was able to maintain grantmaking and provision of technical assistance to its applicant/grantee community.

This grantmaking review was designed to determine the profile of recent grantee organizations, the types of grants administered and levels of support provided, and whether those had changed in comparison to the FY 2012 – FY 2014 grant period (hereafter 2012-2014). It was also designed to provide an update on how grantees use resources and what they accomplish. Key findings are summarized on the next two pages with detailed results following. Results are expected to inform new strategic directions for FY 2020 and beyond.

Humanities Fields

American Studies • Anthropology • American Studies • Anthropology • Archaeology • Area Studies • Art and Architectural History and Criticism • Cultural Studies • Economics • Ethics • Ethnic Studies including fields such as African American Studies, Asian American Studies, Chicano/Latino Studies, Native American Studies, etc. , • Folklore Geography • History • History and Ethics of Science and Technology • International Studies • Jurisprudence • Languages and Linguistics including both classical and modern languages • Literature both prose and poetry • Music History and Criticism • Philosophy • Political Science • Religion/Comparative Religion • Sociology • Theatre History and Criticism • Women, Gender and Sexuality Studies

Findings Summary

Review of Grant-Making

- During 2015-2018, Connecticut Humanities continued to maintain a robust portfolio of grantmaking. Across the 7 grantlines that were the focus of this report, more than \$2.1 million was awarded to 157 organizations to develop and deliver a wide variety of projects to convey humanities themes to public audiences. This represents approximately a 24% increase in total dollars granted **per year** as compared to the 2012-2014 study (on average \$440,815 was granted per year during 2012-2014, the equivalent of \$544,799 per year was granted between 2015-2018). This increase is in alignment with board priorities to ensure that substantial resources are re-granted.
- As was true of 2012-2014, Connecticut Humanities awarded grants 2015-2018 to organizations located throughout the state with varying profiles including organizations with both larger and quite small annual budgets and different missions. Many of these organizations (51% of all organizations that applied and 43% of the grantees) had not applied for funding during 2012- 2014. During 2015-2018 and, as was also the case for 2012-2014, multiple organizations requested and were awarded grants from more than one grantline. This is also in alignment with board priorities.
- Connecticut Humanities received proposals from different types of organizations including those identified as Art Museums (3%), Arts Organizations (19%), Educational Organizations (8%), Libraries (15%), History Organizations/Museums or Societies (37%) and other nonprofits (18%). This distribution of organizational types for 2015-2018 was very similar to the 2012 – 2014 period. The types of organizations that were awarded grants was very similar across the two periods.
- Substantial proportions (64%) of all grant requests were awarded and most organizations (72%) that applied received at least one grant during 2015-2018. Almost all StEPs-CT Grant requests, (95%.) were funded as well as six of seven 1818 Grant request (86%), and all seven Connecticut at Work Grants (2015 only). A total of 9 of 14 Capacity Building Grants (64%), 63% of all Quick Grant requests, 65% of all Planning Grant requests and 51 of 107 Implementation Grant requests (48%) were funded.
- As in 2012-2014, most grants awarded were funded in full. All Capacity Building and Connecticut at Work Grants that were accepted were fully funded and this was also true for all but one of the 1818 Grants, and 94% of the StEPs-CT Grants. More than two-thirds of all Quick Grants (71%) were fully funded as were about half of the larger Planning (54%) and Implementation (45%) Grants.
- About one-quarter of the grantees (24%) obtained grants for amounts between \$100 and \$1500, almost half (43%) obtained grants for amounts between \$1501 and \$9,999 and 52 grantees (33%) obtained grants for \$10,000 or more. This represents a definite shift: during the 2012-2014 grant period, only 20% of grantees obtained grants at the highest level.¹
- Similar to 2012-2014, there were grantees of different organizational types and in each budget size category that obtained each of the types of grants, and there were some disparities. But unlike the prior grant period, the disparities were most pronounced by budget size, not organizational type. Grantees with larger budgets disproportionately obtained the larger Implementation Grants (those obtaining Quick Grants were completely representative). The differences may continue to signify that grantees are able to find the right grant options for their needs and capacity, that there continues to be needed flexibility within the grantlines, and that there is an ongoing need to review any disparities in grant acquisition.

¹ Note that the ceiling for Quick Grants changed from \$1,500 to \$4,999 starting July 2015.

Review of Selected Grantee Final Reports (2 from each grant line)

The Project Narrative reports ask grantees to answer a series of questions that provide an update on how grant funds were spent and what was accomplished. These reports are brief, but they cover multiple key elements of grantee work. They serve to provide final documentation about challenges and accomplishments of the projects for both Connecticut Humanities and the grantees which can further inform future grantmaking and project development decisions. Each report is carefully reviewed by the Manager of Grants and Programs and requests for additional details are made if needed. The report structure (7 – 10 open-ended questions) facilitates individual reporting by grantees in accordance with grant size/complexity, as well as comparison of overall results by grantline. Review of eight randomly selected reports highlighted project results; all included summaries of positive project outcomes. The selected reports, especially the Capacity Building, Public Presentation: Planning and Public Presentation: Implementation reports featured many details and insights about the selected projects. The reports guide reflection on accomplishments and encourage grantees to assess challenges too, and as such they are useful to both Connecticut Humanities and the grantees. More details, especially regarding any project difficulties would further enhance reporting usefulness.

Issues for Further Consideration and Suggested Action Steps

- Connecticut Humanities is strongly encouraged to carefully review this report and share findings with key stakeholders, specifically to determine whether grantmaking volume and grantee diversity is sufficient.
- The differences in grant access may signify that grantees continue to be able to find the right grant options for their potential and that there is needed flexibility within the grantlines. The diversity within grantlines may also suggest that there is ongoing disparity regarding grant acquisition that should remain the subject for continued review. Despite disparities, both smaller and larger organizations, and multiples types of organizations acquired grants in each grantline.
- Review of final reports highlighted possible areas to strengthen:
 - ▶ Encouraging the incorporation of additional details in the reports as needed: such as attachments of basic counts and descriptions of program visitors/participants, and clarification of at least one way that the grantee assessed project success or participant benefits. Strive for concrete versus abstract findings.
 - ▶ Brainstorming and reporting about how to address areas of projects that fall short of expectations. Consider using a close-ended item asking grantees to rate the level of difficulty they experienced with common program challenges such as staffing or space problems, smaller audience than desired, more time needed for planning or initiation.
- Review of project titles and a small sample of randomly selected reports showed that requirements have resulted in multiple projects operating to convey important humanities themes. Attention to this accomplishment should always be continued.

I: Profile of Applicants and Grantees, 2015 – 2018

Connecticut Humanities received applications across multiple grantlines during 2015 through 2018, seven of which are the subject of this review. More than \$2.1 million was awarded to 157 organizations to develop and deliver a wide variety of projects to convey humanities themes to public audiences. Connecticut Humanities’ applicants/grantees are located throughout the state. They have varying organizational profiles including organizations with both larger and quite small annual budgets, and different missions. While CTH has been a grantmaker for almost 50 years, it continues to both attract first time grantees and to retain relationships with those who are repeat grantees. During the 2015-2018 grant period, multiple organizations requested and received awards in multiple grantlines.

Table 1 and figures 1, 2 and 3 (following) present descriptive information about organizations that applied for and were awarded grants during 2015-2018 (see appendix for additional comparative data from 2012 – 2014). Connecticut Humanities continued to maintain a robust portfolio of grantmaking. This report focuses on seven grantlines during 2015-2018 including: **Capacity Building Grants, Public Presentation - Planning Grants, Public Presentation - Implementation Grants, Quick Grants, CT at Work Grants (2015 only), 1818 Grants (2018 only), and StEPs-CT Grants (through 2017).** The final section of the report focuses only on the four primary grantlines for each of the four fiscal years (those highlighted in bold text). As shown in Table 1, 218 organizations applied for funding and 157 were awarded grants.

- Close to half (43%) of the 2015-2018 grantee organizations applied only in 2015-2018 but not in the previous grant cycle. (Note that 44 or 72% of the 61 unsuccessful organizations had applied only during 2015-2018, 17 unsuccessful applicants applied in both cycles).
- About one-third of the grantees (33%) applied for only one grant during 2015-2018, but most (67%) applied for and received more than one. This represents a big shift from 2012-2014 where only 40% of grantees applied for more than one grant.

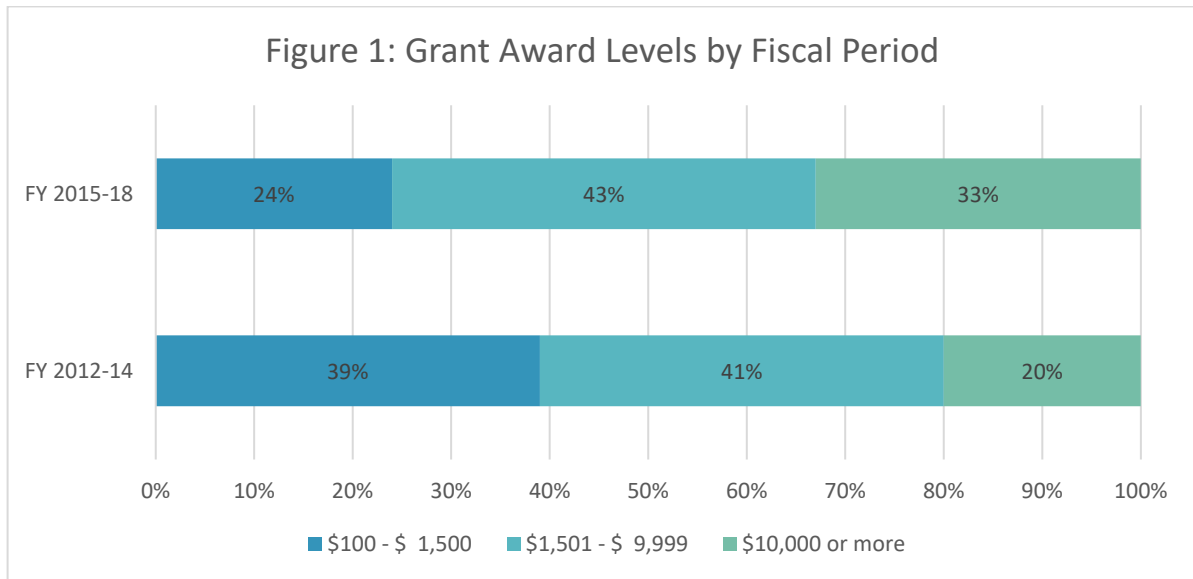
Table 1: Grantee Profile 2015-2018, Number of Organizations By:
 Organization Type, Tenure, Budget Size, Numbers of Grants, Award Levels

	TOTAL APPLICANTS N=218	UNSUCCESSFUL APPLICANTS* N=61	GRANTEES** N=157	
			N	%
Tenure				
Unsuccessful Applicants: applied 2015-2018 only	44	44		
Unsuccessful applicants: applied both cycles	17	17		
Grantees: applied 2015-2018 only	68		68	43%
Grantees: applied both cycles	89		89	57%
Number of Grants Applied For***				
One	104	52	52	33%
More than One	114	9	105	67%

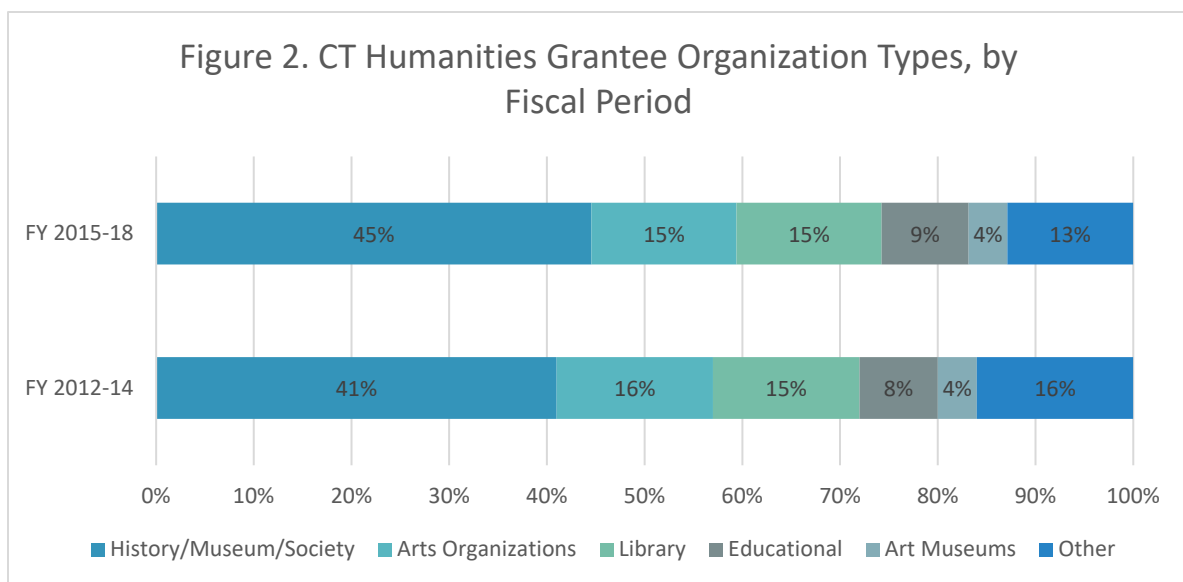
* Unsuccessful applicants applied for one or more grants but did not obtain funding for any grants.

** See appendix for a full list of Grantees, by year *** Types of grants are shown in the following section.

- About one-quarter of the grantees (24%) obtained grants for amounts between \$100 and \$1500, a sizeable group (43%) obtained grants for amounts between \$1501 and \$9,999, and about one-third of the grantees (33%) obtained grants for \$10,000 or more. As shown in Figure 1, proportionally more grantees acquired larger grants during the 2015-2018 grant period, and proportionally fewer acquired smaller grants.



- As during the 2012-2014 grant period, Connecticut Humanities continued to receive proposals from and fund different types of organizations identified into 6 categories (see Figure 2 below). The composition of the grantee group was very similar across the two grant periods. The largest group of grantees (n=70, 45%) continued to be organizations identified as History Museums or Societies (see Appendix for additional information about all applicant organizations and a full list of grantee organizations for each grantline).

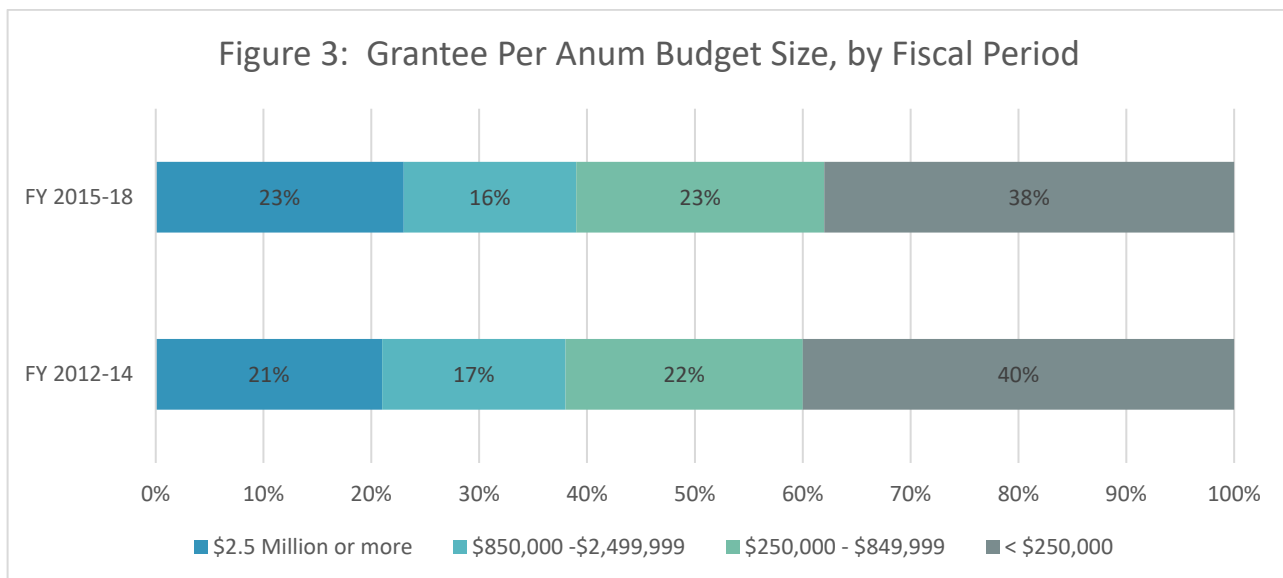


Examples of Grantee Organizations, by Type	
Art Museums	History/Museum/Society
Florence Griswold Museum New Britain Museum of American Art Wadsworth Atheneum	American Clock and Watch Museum Friends of Prudence Crandall Museum, Inc. Mattatuck Historical Society
Arts Organizations	Libraries
Artspace Connecticut Dance Alliance Mystic Art Association, Inc.	Bridgeport Public Library Ferguson Library Russell Library Company
Educational	Other
CCSU Foundation University of New Haven West Hartford Public Schools	Jewish Community Center of Greater New Haven Quiet Corner Reads Riverfront Recapture

Note that only 501c3 organizations and municipalities are eligible to be grantees. This limits in some ways the types of organizations that can apply for funding.

- Connecticut Humanities continued to provide funding for organizations with budget sizes ranging from less than \$250,000 to \$2.5 million or more per anum. For 2015-2018, as for the previous grant period, the largest group of grantees were those in the smallest budget category. As shown in Figure 3, a total of 38% had annual budgets less than \$250,000; 23% had annual budgets between \$250,000 and \$849,999; 16% had annual budgets between \$850,000 and \$2,499,999; and 23% had annual budgets of \$2.5 million or more. Grantees and their programs were located throughout the state, particularly along the coast and in the central and western regions (see Figure 4).

Figure 3: Grantee Per Anum Budget Size, by Fiscal Period



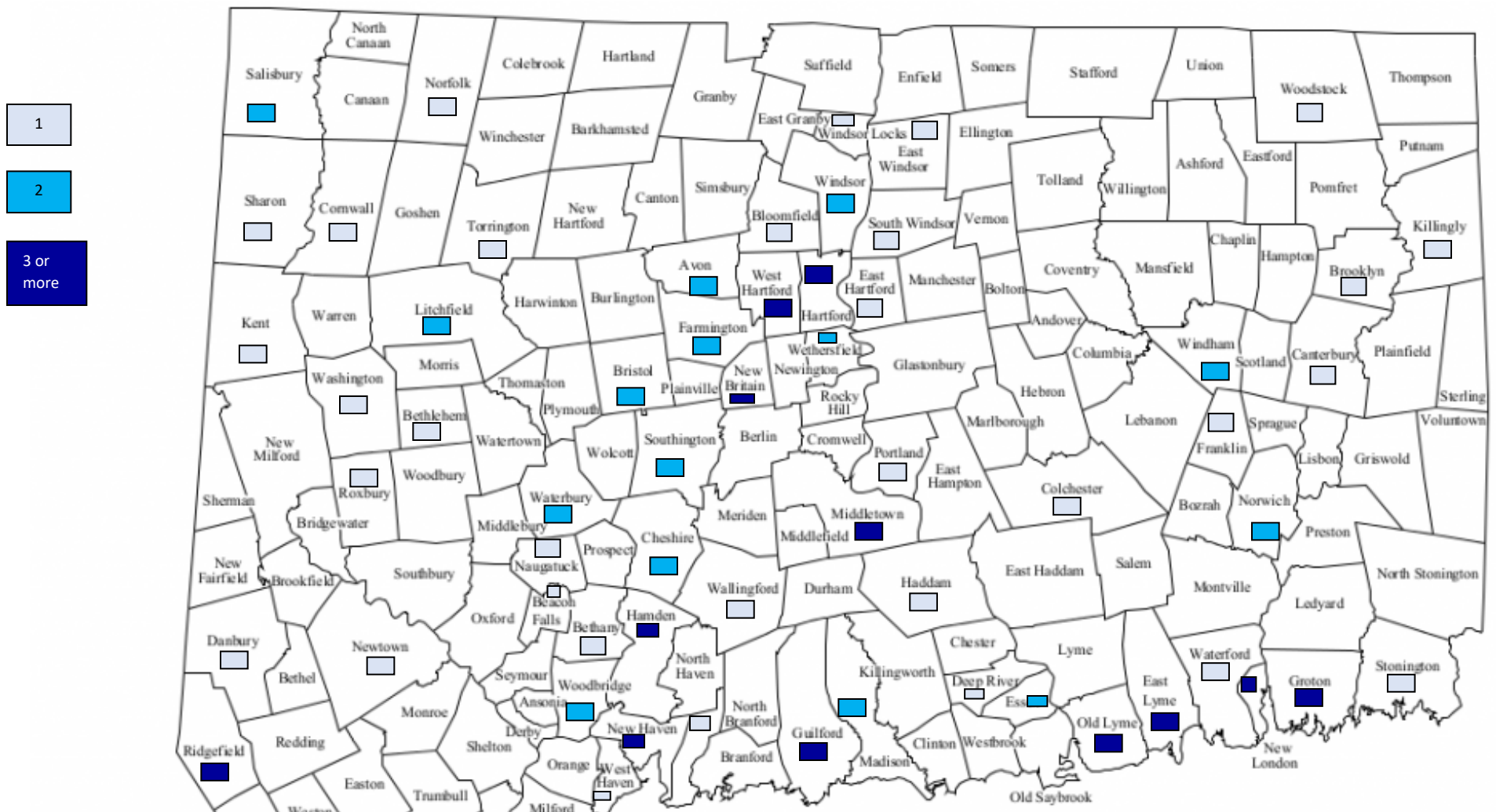


Figure 4: Number of Grantees by location, 2015-18 (n=157 grantees, 72 locations)

City/Town	#	City/Town	#	City/Town	#	City/Town	#	City/Town	#
Avon	2	Cos Cob	1	Groton	4	Naugatuck	1	Salisbury	2
Beacon Falls	1	Danbury	1	Guilford	4	New Britain	4	Sandy Hook	1
Bethlehem	1	Deep River	1	Haddam	1	New Haven	7	Sharon	1
Bloomfield	1	East Hartford	1	Hamden	3	New London	6	South Windsor	1
Bridgeport	3	East Haven	1	Hartford	20	Niantic	2	Southington	2
Bristol	2	East Lyme	1	Kent	1	Norfolk	1	Stamford	2
Brooklyn	1	East Windsor	1	Killingly	1	Norwalk	4	Stonington	1
Canterbury	1	Essex	2	Litchfield	2	Norwich	2	Torrington	1
Cheshire	2	Fairfield	2	Madison	2	Old Lyme	3	Wallingford	1
Colchester	1	Farmington	2	Middletown	5	Portland	1	Washington	1
Cornwall	1	Franklin	1	Milford	1	Ridgefield	3	Waterbury	2
		Greenwich	2	Mystic	3	Roxbury	1	Waterford	1
								Westport	2
								Westfield	2
								Willimantic	2
								Windsor	2
								Windsor Locks	1
								Woodbridge	2
								Woodstock	1
								West Hartford	10
								West Haven	1
								Weston	1
								Westport	2
								Wethersfield	2
								Willimantic	2
								Windsor	2
								Windsor Locks	1
								Woodbridge	2
								Woodstock	1

II. Grants Administered and Levels of Support, 2015 – 2018

Connecticut Humanities provided more than \$2.1 million in grants across the grantlines and years that are the focus of this study (2015-2018). Substantial proportions of all grants that were requested were awarded and most organizations that applied received grants. The grantlines varied in terms of the number of grants made and the number of organizations applying for and receiving grants. Public Presentation Grants and Quick Grants were applied for and awarded to the largest numbers of organizations. The largest total awards were those with the highest ceiling; the Public Presentation Grants (for planning and implementation).

Table 2 and Tables 3a and 3b (following) provide additional details regarding grantmaking volume 2015-2018. As shown in Table 2, a total of 465 applications were received from 218 distinct organizations. A total of 296 (64%) of the applications were funded. These grant awards totaling \$2,179,194 accrued to 157 grantees, 72% of all organizations that applied. Tables 2 and 3c also show that not all grants were fully funded.

- Twice as much funding was requested across all applications received (\$4,427,416,) than was awarded (total awards = \$2,179,194, 49%). A total of 61 of the 218 organizations that submitted applications were not awarded any grants in 2015-2018 (28%). The remaining 157 organizations requested \$3,901,236 of which \$2,179,194 (56%) was funded.

Table 2: Grantmaking Volume 2015- 2018:
 Number of Applications Total Dollars Requested and Awarded

	GRANTS REQUESTED	GRANTS AWARDED
Number of Applications	465	296 64%
Number of Organizations	218	157 72%
Total \$ (all applications)	\$4,427,416	\$2,179,194

Tables 3a, 3b and 3c show grantmaking volume for 2015-2018 by grantline.² It can be seen in the tables that multiple grants were made in each grantline. Grant data also show that many organizations made applications for more than one grantline in more than one year and the outcomes of their applications varied both in terms of whether they were awarded a grant and whether the grant award was for the full amount requested. By design, the largest awards were for Public Presentation-Implementation grants and the smallest for Quick Grants. All Capacity Building and Connecticut at Work Grants that were accepted were fully funded and this was also true for all but one of the 1818 Grants. Slightly more than half (54%) of all Public Presentation-Planning Grants were fully-funded as were about half of the Public Presentation- Implementation grants (45%). Most of the Quick Grants (71%) and StEPs-CT Grants (95%) were fully-funded

² Note that Public Presentations/Planning, Public Presentations/Implementation, Capacity Building and Quick Grant grantlines are Connecticut Humanities’ core grantlines. Other grantlines that come and go, (e.g., StEPs Grants, CAW Grants, 1818 Grants) are established based upon programs run and time-specific needs.

(see Table 3c). Specific award results and comparative data for 2012-14 are found in the appendix.

Table 3a: Grantmaking Volume 2015-2018:
 Number of Applications and Organizations that Applied for Available Grants by Grantline

GRANTLINE	# of Applications	# Organizations Applying*	Total Requested	Average Request
1818 Grants	7	7	\$18,414	\$2,631
Capacity Building Grants	14	13	\$123,791	\$8,842
Connecticut at Work (2015 only)	7	7	\$9,839	\$1,406
Public Presentations – Planning	43	38	\$662,047	\$15,396
Public Presentations – Implementation	107	70	\$2,829,666	\$26,445
Quick Grants	246	163	\$651,961	\$2,661
StEPs-CT Grants	41	27	\$131,698	\$3,212
TOTAL	465	218	\$4,427,416	

* Does not sum to total as organizations had more than 1 application.

Table 3b: Grantmaking Volume 2015-2018:
 Number of Grants and Grantee Organizations that Obtained Funding by Grantline

GRANTLINE	# Grants Funded	# Organizations Funded	Total Awards	Average Awards
1818 Grants	6	6	\$14,414	\$2,402
Capacity Building Grants	9	9	\$ 83,591	\$9,288
Connecticut at Work (2015 only)	7	7	\$9,839	\$1,406
Public Presentations – Planning	28	26	\$409,514	\$14,626
Public Presentations – Implementation	51	41	\$1,181,046	\$23,158
Quick Grants	156	110	\$361,669	\$2,318
StEPs-CT Grants	39	27	\$119,121	\$3,054
TOTAL	296	157	\$2,179,194	

* Does not sum to total as organizations had more than 1 grant.

Table 3c: Grantmaking Volume 2015-2018:
 Number of Fully and Partially Funded Grants by Grantline

GRANTLINE	# Grants Fully-Funded	# Grants Partially-Funded	Total Difference (Request-Award)	Average Difference*
1818 Grants	5	1	\$1,000	
Capacity Building Grants	9	0		
Connecticut at Work (2015 only)	7	0		
Public Presentations – Planning	15	13	\$48,021	\$3,694
Public Presentations – Implementation	23	28	\$346,670	\$12,381
Quick Grants	111	45	\$ 52,993	\$1,177
StEPs-CT Grants	37	2	\$ 3,412	\$1,706
TOTAL	207	89	\$452,096	

* Includes only those with a difference.

Table 4 shows information about grantees’ annual budget size and organization type for the four primary grantlines (Capacity Grants, Public Presentations – Planning, Public Presentations – Implementation, and Quick Grants).³ The analysis shows, in the aggregate, which types of organizations take advantage of the available resources. It can be seen in the table that different types of grantee organizations received funding for the different grantlines. Most Capacity Grants grantees were larger organizations (i.e., budget size - \$850,000/year or more) as were most Public Presentation – Implementation grantees; most Quick Grants grantees were smaller organizations. It is noteworthy that there are organizations in each of the size categories that obtained each of the types of grants – for example 15% of the organizations obtaining Implementation grants were smaller organizations with budget sizes less than \$250,000.

Types of organizations also varied by grantline but here too there was at least some representation of almost every type of organization in each grantline. Most of the organizations that obtained Public Presentation - Planning grants were History Museum/Societies. History Museum/Societies were the most represented among grantees overall, but they are especially prevalent among Public Presentation - Planning Grants grantees and among organizations applying for Quick grants (the latter finding represents a shift from the prior grant period, see Appendix 4). With the exception of Educational Organizations and Libraries not receiving Capacity grants, all grantlines were obtained by all the different types of grantees. Specific findings follow the table.

Table 4: Grantee Characteristics:
 Size and Organization Type of Grantees by Selected Grantline, 2015-2018

GRANTLINE	Representation - Grantees		Capacity Grants	Public Presentations – Planning	Public Presentations – Implementation	Quick Grants
	N	%	N= 9	N=26	N=41	N=110
Budget Size	157					
<\$250,000	60	38%	2	23%	15%	33%
\$250,000 - \$849,999	36	23%	2	15%	27%	27%
\$850,000 - \$2,499,999	25	16%	4	23%	24%	17%
\$2.5 million +	36	23%	1	39%	34%	23%
Organization Type	157					
Art Museums	6	4%	1	4%	7%	5%
Arts Organizations	24	15%	1	8%	20%	15%
Educational	14	9%		12%	10%	7%
History/Museums/Societies	70	45%	6	62%	46%	45%
Library	23	15%		4%	7%	17%
Other	20	13%	1	12%	10%	11%

³ Note the columns to the right of the organization descriptions show **representation of the grantee organizations overall within the four grantlines**. A total of 38% of all grantee organizations are small (have budget sizes < \$250,000 per year), 23% have budgets between \$250,000- and \$849,999; 16% have budgets between \$850,000 and \$2,499,999, and 23% have larger budgets of \$2.5 million or more. A total of 4% of the organizations are Art Museums, 15% are Arts Organizations, 9% are Educational Organizations, 45% are History/Museum/Societies, 15% are Libraries, and 13% were categorized as other. **Note also that only 501c3 organizations and municipalities are eligible to be grantees.**

- A total of 22% of Capacity Grant grantees had annual budget sizes <\$250,000; 22% had annual budget sizes ranging between \$250,000 and \$849,999; 44% had annual budget sizes ranging between \$850,000 and \$2,499,999; and 11% had budgets totaling \$2.5 million or more. This distribution is different from the overall distribution of grantees. Both those with the smallest and the largest budgets are under-represented.
- A total of 23% of Public Presentation- Planning grantees had annual budget sizes <\$250,000; 15% had annual budget sizes ranging between \$250,000 and \$849,999; 23% had annual budget sizes ranging between \$850,000 and \$2,499,999; and 39% had budgets totaling \$2.5 million or more. Smaller organizations were also under-represented in this group (they make up 38% of the total population of grantees but only 23% of those that obtained planning grants); and those with budgets totaling 2.5 million or more were over-represented.
- A total of 15% of Public Presentation – Implementation grantees had annual budget sizes <\$250,000; 27% had annual budget sizes ranging between \$250,000 and \$849,999; 24% had annual budget sizes ranging between \$850,000 and \$2,499,999; and 34% had budgets totaling \$2.5 million or more. Larger organizations were over-represented in this group (they make up 39% of all grantees in the review, but 58% of those with implementation grant awards).
- A total of 33% of Quick Grant grantees had annual budget sizes <\$250,000; 27% had annual budget sizes ranging between \$250,000 and \$849,999; 17% had annual budget sizes ranging between \$850,000 and \$2,499,999; and 23% had budgets totaling \$2.5 million or more. The overall composition of Quick Grant grantees was very similar to that of the overall grantee population.
- Almost all of the Capacity Grant grantees were classified as History Museums/Societies. No Educational organizations or Libraries obtained a Capacity Grant.
- A total of 4% of Public Presentation – Planning grantees were classified as Art Museums, 8% were Arts Organizations, 12% were Educational organizations, 62% were History Museums/Societies, 4% were libraries and 12% were classified as “other.” While there was some representation from each type of grantee organization, most Planning Grant grantees were History/Museums/Societies.
- A total of 7% of Public Presentation – Implementation grantees were classified as Art Museums, 20% were Arts Organizations, 10% were Educational organizations, 46% were History/Museums/Societies, 7% were libraries and 10% were classified as “other.” As shown, all different types of grantees were able to benefit from these larger grants.
- A total of 5% of Quick Grants grantees were classified as Art Museums, 15% were Arts Organizations, 7% were Educational organizations, 45% were History Museums/Societies, 17% were libraries and 11% were classified as “other.” As for the Implementation grants, all different types of grantees were able to benefit from these smaller grants, including increasingly, the History/Museum/Societies.

The differences shown in Table 4 may signify that grantees continue to be able to find the right grant options for their potential and that there is needed flexibility within the grantlines (hence for example, both very large and very small organizations are able to obtain Implementation grants, albeit of differing dollar amounts). And while these results continue to verify that there is grantee diversity in the grantlines, the results may also suggest that there is ongoing disparity regarding grant acquisition that should remain the subject for continued review.

III. 2015 – 2018 Grantmaking Results and Grantee Use of Resources

Grantees are required to complete two reports in disposition of their grant-funded projects: Project Narrative and Financial Final Report. As a final step in the evaluation of grantmaking 2015-2018, two Project Narrative reports from each of the primary grantlines (Public Presentation – Planning, Public Presentation – Implementation, Capacity Building and Quick Grants) were selected for review.⁴ These reports provided additional details and examples of the work that was undertaken by Connecticut Humanities Grantees during this fiscal period (see also the full list of project titles in the appendix for additional examples of grant-funded work) and they also shed light on the reporting process. The eight reports were randomly selected and include the following.

Grantline	Award	Title
Public Presentation: Implementation	\$37,500	<i>All the Sea Knows: Marine Art form the Museum of the City of New York</i>
Public Presentation: Implementation	\$14,260	<i>Amateur Hour 2016</i>
Public Presentation: Planning	\$25,000	<i>Gorey’s Worlds</i>
Public Presentation: Planning	\$10,000	<i>Myths and Legends of the CT River</i>
Capacity Building	\$ 9,999	<i>Three-Year Strategic Plan</i>
Capacity Building	\$ 9,979	<i>Sea Change Applying Creative Interpretation Strategies</i>
Quick Grant	\$ 1,194	<i>One Square in the Heritage Quilt</i>
Quick Grant	\$ 3,140	<i>Waterbury Interactive: Our City, Our Neighborhoods</i>

The Project Narrative reports ask grantees to answer a series of questions (see appendix) that provide an update for Connecticut Humanities on how grant funds were spent and what was accomplished. These reports are brief, but they cover multiple key elements of grantee work (see questions following). They serve to provide final documentation about challenges and accomplishments of the projects for both Connecticut Humanities and the grantees which can further inform future grantmaking and project development decisions. Each report is carefully reviewed by the Manager of Grants and Programs and requests for additional details are made if needed. As stated above, completed/approved reports lead to final disposition of the project. The report structure (7 – 10 open-ended questions) facilitates individual reporting by grantees in accordance with grant size/complexity, as well as comparison of overall results by grantline.

⁴ Connecticut Humanities continues to receive and review applications and make awards at multiple times during the fiscal year. Grantees apply for grants during the cycle that best fits their project design.

Quick Grant Report Review Findings

Results of the two Quick Grants were largely positive, but lacking in some key details. Specifically:

- Both grantees indicated they changed their programs from the original application. One used a different presenter, the other added an activity.
- Both grantees reported they successfully conveyed the main concepts stated in their applications, but their findings lacked detail. One grantee indicated they used a survey to capture data to answer this question, the other reported using a pre-post assessment. Neither gave any details on how many individuals were surveyed or percentages providing desirable answers. One grantee summarized that the results were favorable and that audience members wanted “more” programming, but no numerical results were included.
- Both grantees reported they followed their original promotional/publicity plans.
- One grantee indicated they had mixed results regarding attracting targeted audiences and surmised it was due to timing of the events. The other grantee reported they succeeded in attracting their targeted audiences (however no additional details were provided).
- Both grantees were able to identify especially successful elements of their programs.
- Grantees’ responses to the question about what did not meet expectations were particularly weak. For example: in response to the question: What aspects of your program did not meet your expectations? – one grantee’s answer was: *Increased attendance was the only negative, but we did have many new faces in attendance.*

Capacity Building Report Review Findings

Results of the two Capacity Building reports were also positive. These reports featured more details and insights regarding capacity building work. Specifically:

- Both grantees provided many details regarding their capacity building processes clarifying that multiple staff/stakeholders had been involved, that the work was intensive and how outside consultants had been used. Both grantees also reported efforts for more permanent or long-term capacity development.
- Both grantees clearly described the goals of their projects: one grantee added an additional goal, the other stuck to the goals in their original plan.
- One of the grantees reporting meeting most of their strategic planning goals and was able to adopt their plan through the project. The other grantee had a major problem meeting their goals according to their original timeline as the consultant they engaged ran into timing challenges. A compromise was reached and goals were eventually met.
- Both grantee organizations reported that much of their work ran smoothly, but each also described some limitations. The grantee working on the strategic plan indicated they were not able to get as much local input as they would have liked. The other grantee indicated that in addition to the consultant’s timing challenges there was also staff resistance to taking on the new interpretation strategies promoted by the grant. Both

grantees described the challenges in detail indicating they understood why their projects fell short and how they might be able to address the shortfalls in the future.

- Both grantees also provided clear details about their plans to use the results of their capacity building work and to monitor ongoing progress.
- Both grantees expected impediments to be minor: staff resistance in the case of the group working on new interpretation strategies, and some concern that volunteers and local community members might experience some challenges due to the cultural changes that the planning is expected to bring about.
- Both grantees identified working with effective consultants as advice they would share with other grantees. (Note that one grantee worked with two consultants, one whose timing challenges created some problems, but whose expertise was very useful, and a second consultant who was a great fit in terms of expertise and style and timing.)

Public Presentation: Planning Report Review Findings

Like the reports about the Capacity Building grants, the two reports detailing results of the Public Presentation: Planning were positive and specific. Although both lacked answers to some of the questions, they were both mostly complete and highlighted the usefulness of the planning grants. Specifically:

- Both grantees agreed the planning process helped them to discover potential humanities themes and appropriate formats to interpret themes for their intended audiences. For example, one grantee used the planning time to organize multiple themes/areas of interest, into three key themes, with the help of a consultant. That work led to new and critical research, strategizing and concept development. The other grantee used the planning time to expand their view of key themes which was described as integral to the project and led to enhanced exhibition planning and exposure of previously unpublished works in the exhibition's catalogue.
- The process of planning changed the scope of the work for both grantees, changing the timeline for one, and refocusing the work through multiple humanities lenses for the other.
- Both grantee organizations indicated they used external scholars effectively.
- One of the grantees used the planning project to develop a more incremental implementation plan to include an additional pilot phase. The other grantee used the planning time and modification in focus to develop new programming designed for new audiences and presenting more of a mix of themes presenting the subject as a collector and a person in addition to being an artist.
- Both grantee organizations were able to identify challenges they will potentially face when their organizations work to implement their plans. The organization that expanded their focus is concerned about finding the right combination of narratives, objects and images, and the organization that honed in on three themes expressed concern that the breadth, depth and intricacy of the work will bring additional financial resource challenges.

- Interestingly, both grantees reported that ongoing marketing plans had been developed, but **neither provided any projections about how the marketing would increase their institution’s visibility or visitation.**
- Regarding aspects of their planning work that fell short of expectations, the group that clarified and simplified their focus reported that timing was their major challenge. They reported that planning work in each of the three theme areas took longer than expected and as a result needed an extension for their project. The grantee organization that expanded their focus reported that logistics were trickier and costs were more than they expected. Neither group provided a response to the question of what they could have done differently.
- Only one grantee answered the question about suggestions for others. That organization recommended that outside consultants were key, especially to help frame the themes and to provide varied perspectives.

Public Presentation: Implementation Report Review Findings

The two reports detailing results of the Public Presentation: Implementation work were positive and informative. One of the grantees used especially effective evaluation strategies and was therefore especially able to clarify results of their work. Both grantees reported the projects resulted in engagement with key and new stakeholders and while only one grantee had project-related activities that continued beyond the grant period, both described their work as successful and offered suggestions for others as well.

- Both grantees provided details about their format and approach to their work. The scope of the two projects was very different (one included three live conversation series programs with audiences ranging between 21 and 45 persons; the other grant was for a summer exhibition project that included programming components in multiple organizations taking place during peak season with large and increased numbers of visitors totaling 26,000).
- Both grantee organizations reported they met their goals, but the more modest program included more general statements, references to a survey and informal observations. Specific details were more limited. For example, the grantee reported that there was repeat attendance (on average *60% of audience members reported attending in the past*), and that new supporters continued to be attracted to the organization (no specific outcome was reported). The grantee also reported programs often *ran over their allotted time* and that the guests experienced *an onslaught of audience members rushing to introduce themselves and continue talking*, but no exact details were included. The organization with the larger project included use of exit surveys and intercept surveys that had items about learning and opinions. They were able to report very specific outcome statements such as: *Most visitors (58%) indicated they learned something new about history.*
- Both grantees reported that their projects successfully conveyed humanities themes based on the feedback they got from participants through conversations and surveys.

- Both grantees were able to describe their promotional and publicity efforts and to identify what had been most successful. The grantee with the smaller project indicated that direct marketing had been most successful and they knew because they asked at events and then checked followers on Facebook. The grantee with the larger project clarified that their surveys showed that newspaper ads had been most instrumental in bringing in visitors.
- The grantee with the smaller project reported an exact number of visitors and was able to clarify how many of the participants were new to the program or repeat visitors. They also reported that this information helped them to expand their mailing list and increase membership, but they did not clarify whether the number met previously determined targets. The larger project reported that attendance at 25,960 had surpassed the goal of 25,000 for the four-month period and represented an increase over total attendance for the same period during the prior year. Additionally, their exit surveys helped them further clarify that they had reached their specific target audiences of art enthusiasts (8.45 out of 10 visitors) and maritime history buffs (5.33 out of 10 visitors).
- Both grantees were also clear that their projects lead to particularly important outcomes. Participation in the programs of the smaller project resulted in new visitors and new memberships. For the larger project the grant helped them to enhance the diversity and caliber of programming that was available to their many visitors over the summer.
- The grantee with the larger project also reported they were able to continue providing some activities after the grant period by having developed an online learning tool that was posted to the website and is now continuously available.
- Both organizations also used the report to detail some aspects of their projects that fell short of expectations. For the smaller project there were some scheduling challenges and there was internal turnover that delayed some planned programming. For the larger project, some initially requested funds were not made available so a proposed video was not developed.
- Both grantee organizations used the reports to clarify what they could have done differently including using a dedicated program manager at the organization with the smaller project, and incorporating more time into specific components of the larger project.
- Both organizations also offered advice for others including a reminder to plan and budget for change (smaller project), and to maximize cross-marketing/multi-partner collaborations (larger project).

These summaries exemplify the value of the reports to highlight project results. As reported in the grantee survey, the reports are relatively easy to complete and they guide reflection on accomplishments and challenges so that they are useful to both Connecticut Humanities and their grantees. To the degree that this small sample of reports also exemplifies the work of typical grantees they also show that the grants lead to successful projects.

IV. Issues for Further Consideration

Connecticut Humanities is strongly encouraged to carefully review this report and share findings with key stakeholders, specifically to determine whether grantmaking volume and grantee diversity is sufficient.

- The differences in grant access may signify that grantees continue to be able to find the right grant options for their potential needs and capacity and that there is needed flexibility within the grantlines. The diversity within grantlines may also suggest that there is ongoing disparity regarding grant acquisition that should remain the subject for continued review. Despite disparities, both smaller and larger organizations, and multiples types of organizations acquired grants in each grantline.
 - ▶ Capacity Building Grants were mostly used by organizations with mid-range budgets. Those with the smallest and largest budgets were somewhat under-represented.
 - ▶ Smaller organizations were under-represented among those that accessed Public Presentation: Planning Grants; and those organizations with budgets totaling 2.5 million or more were somewhat over-represented.
 - ▶ Smaller organizations were under-represented among those that accessed Public Presentation: Implementation Grants; and those organizations with budgets totaling 2.5 million or more were somewhat over-represented.
 - ▶ The overall composition of Quick Grant grantees was very similar to that of the overall grantee population.
 - ▶ No Educational organizations or Libraries obtained a Capacity Grant.
 - ▶ While there was some representation from each type of grantee organization, most Planning Grant grantees were History/Museums/ Societies.
 - ▶ All different types of grantees were able to benefit from the larger Implementation Grants.
 - ▶ All different types of grantees were able to benefit from the smaller Quick Grant grants, including increasingly, the History/Museum/Societies.
- Review of final reports highlighted possible areas to strengthen:
 - ▶ Encouraging the incorporation of additional details in the reports as needed: such as attachments of basic counts and descriptions of program visitors/participants, and clarification of at least one way that the grantee assessed project success or participant benefits. Strive for concrete versus abstract findings.
 - ▶ Brainstorming and reporting about how to address areas of projects that fall short of expectations. Consider using a close-ended item asking grantees to rate the level of difficulty they experienced with common program challenges such as staffing or space problems, smaller audience than desired, more time needed for planning or initiation.
- Review of project titles and a small sample of randomly selected reports showed that requirements have resulted in multiple projects operating to convey important humanities themes. Attention to this accomplishment should always be continued.

APPENDIX

**Appendix Table A: Grantee Profile 2012-2014, Number of Organizations By:
 Organization Type, Budget Size, Award Levels**

	TOTAL N=182		APPLICANTS N=33		GRANTEES N=149	
					N	%
Type of Organization						
Art Museums	6		0		6	4%
Arts Organizations	36		13		23	15%
Educational	14		2		12	8%
History/Museum/Society	69		8		61	41%
Library	24		1		23	15%
Other	33		9		24	16%
Per Annum Budgets						
< \$250,000	72		15		57	40%
\$250,000 - \$849,999	37		6		31	22%
\$850,000 - \$2,499,999	29		5		24	17%
\$2.5 million or more	33		3		30	21%
Award Levels						
\$ 100 - \$ 1,500					58	39%
\$ 1,501 - \$ 9,999					61	41%
\$10,000 or more					30	20%

**Appendix Table B: Grantee Profile 2015-2018, Number of Organizations By:
 Organization Type, Budget Size, Award Levels**

	TOTAL N=218		APPLICANTS N=63		GRANTEES N=157	
	N	%	N	%	N	%
Type of Organization						
Art Museums	7	3%	1	2%	6	4%
Arts Organizations	42	19%	18	30%	24	15%
Educational	18	8%	4	7%	14	9%
History/Museum/Society	80	37%	10	16%	70	45%
Library	32	15%	9	15%	23	15%
Other	39	18%	19	31%	20	13%
Per Annum Budgets						
< \$250,000	92	42%	32	52%	60	38%
\$250,000 - \$849,999	50	23%	14	23%	36	23%
\$850,000 - \$2,499,999	32	15%	7	11%	25	16%
\$2.5 million or more	44	20%	8	13%	36	23%
Award Levels						
\$ 100 - \$ 1,500					36	24%
\$ 1,501 - \$ 9,999					67	43%
\$10,000 or more					52	33%

**Appendix Table 1: Grantee Profile 2012-2014, 2015-2018 Number of Organizations By:
 Organization Type, Tenure, Budget Size, Numbers of Grants, Award Levels**

	TOTAL		APPLICANTS		GRANTEES	
	FY12-14 N=182	FY15-18 N=218	FY12-14 N=33	FY15-18 N=61	FY12-14 N=149	FY15-18 N=157
Tenure						
New to CTH	92	112	20	44	48%	43%
Repeat	90	106	13	17	52%	57%
Number of Grants Applied For**						
One	117	104	27	52	60%	33%
More than One	65	114	6	9	40%	67%

** Grant options changed between the two time periods. See introduction.

**Appendix Table 2: Grantmaking Volume 2012-2014, 2015-2018
 Number of Applicants, Grants, Grantees and Total Dollars Requested and Awarded**

	GRANTS REQUESTED		GRANTS AWARDED	
	2012 – 2014	2015-2018	2012 – 2014	2015-2018
Number of Applications	277	464	200 72%	296 64%
Number of Organizations	182	218	149 82%	157 72%
Total \$ (all applicants)	\$2,579,271	\$4,427,416	\$1,322,444	\$2,179,194

**Appendix Table 3a: Grantmaking Volume 2012-2014:
 Number of Applications and Organizations that Applied for Available Grants by Grantline**

GRANTLINE	# of Applications	# Organizations Applying	Total Requested	Average Request
Capacity Building Grants	12	12	\$86,719	\$ 7,227
Community Reads	19	18	\$40,845	\$ 2,269
Connecticut at Work	35	32	\$47,901	\$ 1,497
Public Presentations – Planning	35	30	\$539,835	\$ 18,979
Public Presentations – Implementation	88	72	\$1,740,270	\$ 24,170
Quick Grants	61	56	\$75,210	\$ 1,343
STEPS Grants	27	19	\$48,942	\$ 2,576
TOTAL	277	182*	\$2,579,271	

* Does not sum to total as organizations had more than 1 application. **Note that 2015-18 data are in the main report.**

**Appendix Table 3b: Grantmaking Volume 2012-2014:
 Number of Grants and Grantee Organizations that Obtained Funding by Grantline**

GRANTLINE	# Grants Funded	# Organizations Funded	Total Awards	Average Awards
Capacity Building Grants	9 (75%)	9	\$67,219	\$ 7,469
Community Reads	14 (74%)	13	\$29,470	\$ 2,267
Connecticut at Work	33 (94%)	32	\$44,901	\$ 1,403
Public Presentations – Planning	18 (51%)	18	\$244,097	\$ 13,561
Public Presentations – Implementation	51 (58%)	45	\$835,461	\$ 18,566
Quick Grants	50 (82%)	49	\$55,816	\$ 1,139
STEPS Grants	25 (93%)	17	\$45,480	\$ 2,675
TOTAL	200 (72%)	149*	\$1,322,444	

* Does not sum to total as organizations had more than 1 grant. **Note that 2015-18 data are in the main report.**

**Appendix Table 3c: Grantmaking Volume 2012-2014:
 Number of Fully and Partially Funded Grants by Grantline**

GRANTLINE	# Grants Fully-Funded	# Grants Partially-Funded	Total Difference (Request-Award)	Average Difference*
Capacity Building Grants	9 (100%)	0		
Community Reads	13 (93%)	1	\$1000	
Connecticut at Work	33 (100%)	0		
Public Presentations – Planning	13 (72%)	5	\$23,171	\$ 4,634
Public Presentations – Implementation	29 (57%)	22	\$190,270	\$ 90,601
Quick Grants	39 (78%)	11	\$4,738	\$ 431
STEPS Grants	22 (88%)	3	\$965	\$ 322
TOTAL	158	42	\$220,144	

* Includes only those with a difference. **Note that 2015-18 data are in the main report.**

Appendix Table 4: Grantee Characteristics:
 Size and Organization Type of Grantees by Grantline, 2012-2014

GRANTLINE	Representation – Grantees		Connecticut at Work	Public Presentations – Planning	Public Presentations – Implementation	Quick Grants
	N	%				
			n=32	n=18	n=45	n=49
Budget Size						
<\$250,000	57	40%	40%	24%	27%	36%
\$250,000 - \$849,999	31	22%	23%	29%	11%	22%
\$850,000 - \$2,499,999	24	17%	17%	29%	18%	20%
\$2.5 million +	39	21%	20%	18%	43%	22%
Organization Type						
Art Museums	6	4%	3%	6%	9%	6%
Arts Organizations	23	15%	22%	6%	20%	14%
Educational	12	8%	0	6%	7%	12%
History/Museums/Societies	61	41%	41%	67%	42%	33%
Library	23	15%	16%	6%	7%	16%
Other	24	16%	19%	11%	16%	18%

Quick Grant Report Questions

1. Did the format, presenter or theme change from your original description in your application? If so, how and why were changes made?
2. Did the project successfully convey the main concepts stated in your application to your audience? How do you know? Describe the evaluation process you used and what you learned from it.
3. Did your promotional and publicity efforts change from the methods described in your application? If so, how and why were the changes made?
4. Did you succeed in attracting the targeted audiences described in your application? If not, what do you think prevented them from attending?
5. What was particularly successful about your project?
6. What aspects of your program did not meet your expectations?

Capacity Building Report Questions

1. Briefly describe the actual process your capacity-building exercise followed. Please list the date(s) and location(s) and purpose of major meetings, workshops and other activities, along with a list (name and title) of those who participated in the process.
2. State the original goals of the project? Did those goals change during the course of the project?
3. Did you meet the project goals during the course of the grant period? If not, please describe remaining work and timeframe for its completion.
4. What aspects of your project fell short of expectations and why do you think that happened?
5. Capacity Building grants typically develop plans or framework for organizational growth or change. Please tell us about how you intend to implement the plans you have just developed. Specifically:
 - Were any plans implemented during the grant period?
 - How will you ensure remaining plans will be implemented in the coming months?
 - Do you currently have the capacity to monitor progress on implementation or will you need to develop additional resources (volunteer or professional) to keep the process on track?
6. Have you identified any impediments to implementing the plans you have developed? If so, what are they?
7. What suggestions do you have that would be helpful to other grantees in managing projects of this type?

Public Presentation: Planning Questions

1. Did the planning process help you to discover potential humanities themes and appropriate formats to interpret those themes to your intended audience?
2. Did the process change or alter your original intentions for the public program?
3. Were the scholars and consultants involved in the project satisfactory? If not, please explain how or why you were not satisfied.
4. How will your organization implement the planning completed in this phase?
5. What specific challenges will you face implementing this plan?
6. Were marketing plans developed during this planning project? If so, do you know the project's potential to increase your institution's visibility and/or visitation?
7. What aspects of your planning project fell short of expectations and why do you think that happened? What would you do differently that could lead to more successful outcomes?
8. What suggestions do you have that would be helpful to other grantees in managing projects of this type?

Public Presentation: Implementation Questions

1. Briefly describe the format and approach of your activities. Please list the date(s) and location(s) of your public activities and the total audience attendance.
2. State the goals of the project. Did you meet those goals? What evaluation process did you use to determine your conclusions?
3. Did the project successfully convey humanities themes identified in your application to your public audience? How do you know?
4. Describe in detail your promotional and publicity efforts (attach copies of news stories, photographs, brochures etc.). What was the most effective promotional tool? How do you know?
5. How many people attended the public event(s) that were part of this grant? Did you succeed in reaching the targeted audiences (as described in your application)? Did this audience meet your targeted attendance number?
6. What was particularly successful about your project?
7. Describe any project-related activities that will continue beyond the grant period.
8. What aspects of your project fell short of expectations and why do you think that happened?
9. In retrospect, what would you do differently that could lead to more successful outcomes?
10. What suggestions do you have that would be helpful to other grantees in managing projects of this type?

1818 Grants 2015-2018

Organization Name	Amount Awarded	Project Name	Organization City	Institution Type
Avon Free Public Library	\$1,250	1818-00418 From Congregation to Constitution: The separation of church and state in Connecticut	Avon	Library
Civics First Inc	\$3,000	1818-00518 Online Lesson Plans on the Constitution of 1818	Southington	Other
Connecticut Explored Inc.	\$3,000	1818-00218 Annotated Poster of the Constitution of 1818	West Hartford	History/Museum/Society
Connecticut Historical Society	\$3,000	1818-00318 The Constitution of 1818: Debate and Dissent in the Land of Steady Habits	Hartford	History/Museum/Society
Connecticut Public Affairs Network	\$2,300	1818-00118 Commemorating the Constitution of 1818	Hartford	History/Museum/Society
Westport Historical Society	\$1,864	1818-00718 Rights for All?: Exploring Social Impacts of the 1818 Constitution	Westport	History/Museum/Society

CAW Grants 2015-2018

Organization Name	Amount Awarded	Project Name	Organization City	Institution Type
Antiquarian & Landmarks Society Inc.	\$1,500	People at Work	Hartford	History/Museum/Society
Avery-Copp House	\$1,187	How We Worked – Groton at Work	Groton	History/Museum/Society
Groton Historical Society	\$1,368	Groton at Work	Groton	History/Museum/Society
Jewish Historical Society of Greater Hartford	\$1,300	Bus Tour Back to the Land CT Farming Communities	West Hartford	History/Museum/Society
Stone Soup, Inc.	\$1,484	Grass with the Brass	West Cornwall	Other
Windham Area Arts Collaborative	\$1,500	A Mill Works: Labor, Management, Community	Willimantic	Arts Organization
Windham County Agricultural Foundation, Inc.	\$1,500	Farm to Table Bus Tour	Brooklyn	Other

StEPs-CT Grants 2015-2018

Organization Name	Amount Awarded	Project Name	Organization City	Institution Type
Avery Memorial Association	\$4,999	Interpretative Plan Project for the Ebenezer Avery House	Groton	History/Museum/Society
Avery-Copp House	\$1,500	Museum Signage and Lighting	Groton	History/Museum/Society
Avery-Copp House	\$4,999	Storm Windows: Preservation and Protection	Groton	History/Museum/Society
Blue Slope Country Museum, Inc.	\$3,882	Developing an Interpretation Plan for the Blue Slope Country Museum, Inc.	Franklin	History/Museum/Society
Cheshire Historical Society	\$1,019	Lessons in Collection Management and Interpretation: Developing and Implementing a Collection Management Policy for the Cheshire Historical Society	Cheshire	History/Museum/Society
Cheshire Historical Society	\$1,500	Way Finding Signage for Cheshire Historical Society	Cheshire	History/Museum/Society
Colchester Historical Society	\$1,500	Wayfinding- New Signage	Colchester	History/Museum/Society
Colchester Historical Society	\$4,985	Colchester's School for Colored Children Narrative	Colchester	History/Museum/Society
Connecticut Valley Tobacco Historical Society	\$850	Wayfinding Signage Surrounding the CVTM	Windsor	History/Museum/Society
Connecticut Valley Tobacco Historical Society	\$3,521	Connecticut Valley Agricultural Museum Strategic Plan	Windsor	History/Museum/Society
Cornwall Historical Society	\$3,210	Cornwall Historical Society Strategic Plan Development for 2018-2023	Cornwall	History/Museum/Society
Danbury Railway Museum	\$4,554	Strategic Planning – A Road Map for the Future	Danbury	History/Museum/Society
Deep River Historical Society	\$1,500	Technology Improvements for the Deep River Historical Society	Deep River	History/Museum/Society
Deep River Historical Society	\$4,999	Taking steps to become a small museum	Deep River	History/Museum/Society
Denison Society, Inc.	\$1,500	New Logo & Signage for Denison Homestead	Mystic	History/Museum/Society
Denison Society, Inc.	\$4,995	Installation of UV Insulating Interior Storm Windows	Mystic	History/Museum/Society
Dudley Foundation	\$1,500	StEPs-CT-Ct Strategic Plan	Guilford	History/Museum/Society
Dudley Foundation	\$3,630	Collections Assessment: to conduct a collections assessment of the Dudley Farm Museum	Guilford	History/Museum/Society
Essex Historical Society	\$4,342	Street Signage & Lighting, Essex Historical Society	Essex	History/Museum/Society
Friends of Smith-Harris House	\$4,919	Strategic Planning for Smith-Harris House Museum	Niantic	History/Museum/Society
Friends of the Wood Memorial Library, Inc.	\$1,500	The Wood Library & Museum Sign Project	South Windsor	Library
Friends of Wood Memorial Library	\$4,949	Interpretive Planning for Native American Village	South Windsor	Library
Groton Public Library	\$4,908	Collection Assessment of the James L. Streeter Collection	Groton	Library
Guilford Keeping Society	\$1,495	Guilford Keeping Society Strategic Plan	Guilford	History/Museum/Society
Guilford Keeping Society	\$2,794	New Signs for the Guilford Keeping Society's Museums	Guilford	History/Museum/Society
Haddam Historical Society	\$1,522	Haddam Historical Society Strategic Plan 2017-2022	Haddam	History/Museum/Society
Kent Historical Society	\$4,999	Kent Historical Society STEPS Emergency and Disaster Planning	Kent	History/Museum/Society
Naugatuck Historical Society	\$1,775	Collections Preservation and Management	Naugatuck	History/Museum/Society

Organization Name	Amount Awarded	Project Name	Organization City	Institution Type
New Britain Institute	\$1,500	Capacity Building Through Strategic Planning	New Britain	History/Museum/Society
Norwalk Historical Society	\$4,990	Pre-planning: Norwalk Before 1835 Exhibition	Norwalk	History/Museum/Society
Salisbury Association	\$2,400	Strategic Plan for the Salisbury Association	Salisbury	History/Museum/Society
Stonington Historical Society	\$1,500	Stonington Strategic Plan Initiative	Stonington	History/Museum/Society
Stonington Historical Society	\$4,500	Redesign and Rebuild of stoningtonhistory.org	Stonington	History/Museum/Society
Wallingford Historic Preservation Trust, Inc.	\$1,500	WHPT Strategic Planning	Wallingford	History/Museum/Society
Weston Historical Society	\$4,999	"Needs / Use / Interpretation Assessment of the David Dimon Coley House for the Weston Historical Society"	Weston	History/Museum/Society
Westport Historical Society	\$1,500	Board Development Training Retreat	Westport	History/Museum/Society
Westport Historical Society	\$1,887	Implementation of Strategic Plan 2017-2020	Westport	History/Museum/Society
Wilton Historical Society	\$1,500	Creating a Better Website	Wilton	History/Museum/Society
Wilton Historical Society	\$4,999	Wayfinding Signage at the Wilton Historical Society	Wilton	History/Museum/Society

Capacity Building Grants 2015-2018

Organization Name	Amount Awarded	Project Name	Organization City	Institution Type
Connecticut River Museum	\$9,999	Strategic Planning: Charting a Course for the Connecticut River Museum's Future	Essex	History/Museum/Society
CT Trust for Historic Preservation	\$9,999	Enhancing Access Through the Public Digital Humanities: A Freeman Center Capacity Building Initiative	Hamden	Other
Greenwich Historical Society	\$9,998	Collections Assessment	Cos Cob	History/Museum/Society
Hill-Stead Museum	\$9,999	Three Year Strategic Plan	Farmington	Art Museum
Institute for American Indian Studies, Inc.	\$9,999	The IAIS Strategic Master Plan	Washington	History/Museum/Society
Mattatuck Historical Society	\$9,999	Audience Research for the Mattatuck Museum	Waterbury	History/Museum/Society
Mystic Art Association, Inc.	\$9,999	Envisioning the Next Century at MAC	Mystic	Arts Organization
Mystic Seaport Museum, Inc.	\$9,979	Sea Change: Applying Creative Interpretation Strategies	Mystic	History/Museum/Society
Norwalk Historical Society	\$3,620	Assessment of the Norwalk Potteries Collections at the Norwalk Historical Society for Future Exhibition	Norwalk	History/Museum/Society

Public Presentation: Planning Grants 2015-2018

Organization Name	Amount Awarded	Project Name	City	Institution Type
American School for the Deaf	\$17,224	American School for the Deaf Anniversary Exhibit	West Hartford	Educational
Amistad Center for Art & Culture, The	\$9,999	James Baldwin Project: Conversations with Jimmy	Hartford	History/Museum/Society
Artspace	\$13,820	Jerome Buchanan Project	New Haven	Arts Organization
Artspace	\$9,047	Opening Poems	New Haven	Arts Organization
Artspace	\$12,075	Paying Homage: Soil & Site	New Haven	Arts Organization
Bridgeport Public Library	\$6,196	The Cultural Art Center Project	Bridgeport	Library
Community Foundation of Middlesex County	\$23,219	For Dear Mother's Sake: The James Family Letters That Shaped Ann Petry	Middletown	Other
Connecticut Dance Alliance	\$4,444	CDA Dance History Project: Dance in Connecticut	Hartford	Arts Organization
Connecticut Heritage Foundation	\$9,700	Looking Back, Looking Forward: Connecticut's Role in the Great War	Hartford	History/Museum/Society
Connecticut Historical Society	\$21,225	History of Mental Health Care in Connecticut	Hartford	History/Museum/Society
Connecticut River Museum	\$10,000	Myths and Legends of the Connecticut River	Essex	History/Museum/Society
Fairfield Historical Society	\$20,950	Fairfield Town Green Education Initiative	Fairfield	History/Museum/Society
Goodwin College, Inc.	\$5,001	Roots at Forty: Reflections and Remembrances	East Hartford	Educational
Greenwich Historical Society	\$7,007	Jane and Jim Henson: Partners in Work and Life	Greenwich	History/Museum/Society
Klingberg Family Centers	\$19,000	Klingberg History Project	New Britain	Other
Lockwood-Mathews Mansion Museum	\$20,000	Planning for "Bulls of Wall Street: High Finance, Power, and Social Change in Victorian America"	Norwalk	History/Museum/Society
Madison Historical Society	\$9,544	Over There, Over Here: Madison and WWI	Madison	History/Museum/Society
Mattatuck Historical Society	\$10,000	Women's Issues Exhibition Planning	Waterbury	History/Museum/Society
Middlesex County Historical Society	\$20,664	A Vanished Port: Middletown & the Caribbean, 1650-1824	Middletown	History/Museum/Society
Mystic Seaport Museum, Inc.	\$10,415	Benjamin F. Packard Exhibit Planning Grant	Mystic	History/Museum/Society
Naugatuck Historical Society	\$20,000	Town of Dreamers, City of Invention	Naugatuck	History/Museum/Society
Norwalk Historical Society	\$23,000	Planning for the exhibition "Norwalk's Changing Communities before 1835"	Norwalk	History/Museum/Society
Norwich Free Academy/ Slater Memorial Museum	\$11,985	Re-installation of Asian Art Collection	Norwich	History/Museum/Society
NSCDA-CT/ Webb-Deane-Stevens Museum	\$25,000	Webb-Deane-Stevens Museum/NSCDA-CT New Interpretation and Orientation Exhibit, Gallery, and Video	Wethersfield	History/Museum/Society
Paul J. Aicher Foundation (dba Everyday Democracy)	\$9,999	Connecticut's Civic Health: A Humanities Perspective	Hartford	Other
Wadsworth Atheneum Museum of Art	\$25,000	Mining the Macabre: Edward Gorey and the Art He Collected	Hartford	Art Museum
Wesleyan University	\$15,000	Under Connecticut Skies	Middletown	Educational

Organization Name	Amount Awarded	Project Name	City	Institution Type
Wethersfield Historical Society	\$20,000	Wethersfield Historical Society New Permanent Exhibition Planning	Wethersfield	History/Museum/Society

Public Presentation: Implementation Grants 2015-2018

Organization Name	Amount Awarded	Project Name	City	Institution Type
Amistad Center for Art & Culture, The	\$20,000	This is My Story, This is My Song	Hartford	History/Museum/Society
Amistad Center for Art & Culture, The	\$30,000	James Baldwin Project: Conversations with Jimmy	Hartford	History/Museum/Society
Antiquarian & Landmarks Society Inc.	\$30,000	Dialogue Training to Increase Visitor Engagement	Hartford	History/Museum/Society
Artspace	\$23,250	The Jerome Project/Arresting Patterns	New Haven	Arts Organization
Avon Free Public Library	\$10,000	AvonCon 2016	Avon	Library
Barnum Museum, The	\$9,995	Thinking Outside the [Samurai Armor] Box	Bridgeport	History/Museum/Society
Bridgeport History Center, Bridgeport Public Library	\$10,511	We Are Artists Everyone: The Art Center in Action, 1970-1986	Bridgeport	Library
Central Connecticut State University Foundation	\$9,000	CT Civil War Commemoration Naval Encampment	New Britain	Educational
Connecticut Dance Alliance	\$15,000	CDA Dance History Project: Dance in Connecticut	Hartford	Arts Organization
Connecticut Forum	\$30,000	A Conversation with David McCullough	Hartford	Other
Connecticut Historical Society	\$24,956	Growing Up in Connecticut	Hartford	History/Museum/Society
Connecticut Public Affairs Network	\$9,458	Choosing to Participate: Renewing CT's Civic Health	Hartford	History/Museum/Society
Connecticut River Museum	\$49,915	River Myths and Legends Project	Essex	History/Museum/Society
Connecticut Women's Hall of Fame	\$25,000	DIY History Program Statewide Rollout	New Haven	History/Museum/Society
Cultural Alliance of Fairfield County	\$2,064	Creativity in the Workplace	Norwalk	Arts Organization
Fairfield Historical Society	\$8,048	The Pequot War and the Founding of Fairfield	Fairfield	History/Museum/Society
Fairfield University	\$15,000	Fairfield University Dance Initiative	Fairfield	Educational
Florence Griswold Museum	\$42,875	Artist's Garden: American Impressionism and the Garden Movement, 1887-1920	Old Lyme	Art Museum
Florence Griswold Museum	\$37,500	All the Sea Knows	Old Lyme	Art Museum
Florence Griswold Museum	\$25,000	I-00218 Art and the New England Farm	Old Lyme	Art Museum
Guilford Preservation Alliance	\$15,000	Guilford Visitor Information Kiosk	Guilford	History/Museum/Society
Harriet Beecher Stowe Center	\$20,000	Launching the New Stowe Center Experience	Hartford	History/Museum/Society
HartBeat Ensemble	\$8,410	Jimmy and Lorraine	Hartford	Arts Organization
Hill-Stead Museum	\$50,000	Sunken Garden Poetry Festival	Farmington	Art Museum

Organization Name	Amount Awarded	Project Name	City	Institution Type
Hill-Stead Museum	\$50,000	Sunken Garden Poetry Festival	Farmington	Art Museum
Hill-Stead Museum	\$20,000	Sunken Garden Poetry Festival 2018	Farmington	Art Museum
Ireland's Great Hunger Museum	\$16,867	In the Lion's Den: Daniel Macdonald Exhibition	Hamden	History/Museum/Society
Jewish Community Center of Greater New Haven	\$24,000	2016-17 Arts and Culture Season	Woodbridge	Other
Lockwood-Mathews Mansion Museum	\$25,000	The Stairs Below	Norwalk	History/Museum/Society
Madison Historical Society	\$15,166	Over There, Over Here- Madison and World War I	Madison	History/Museum/Society
Middlesex County Historical Society	\$24,999	A Vanished Port: Middletown & The Caribbean 1750-1824	Middletown	History/Museum/Society
Mystic Seaport Museum, Inc.	\$22,955	The Vinland Map Exhibition	Mystic	History/Museum/Society
Mystic Seaport Museum, Inc.	\$25,000	"Voyaging in the Wake of the Whalers" Exhibition	Mystic	History/Museum/Society
New Haven International Festival of Arts & Ideas	\$50,000	The Ideas Program at the International Festival of Arts & Ideas	New Haven	Other
New Haven International Festival of Arts & Ideas	\$37,500	The Ideas Program at the Festival	New Haven	Other
New Haven International Festival of Arts & Ideas	\$25,000	The Ideas Program at the International Festival of Arts & Ideas	New Haven	Other
Paul J. Aicher Foundation (dba Everyday Democracy)	\$13,500	Connecticut's Civic Health: A Humanities Perspective	Hartford	Other
Ridgefield Playhouse for Movies and Performing Arts	\$7,271	The Great Gatsby Big Read	Ridgefield	Arts Organization
Shoreline Arts Alliance	\$24,872	Shakespeare and Human Nature	Guilford	Arts Organization
Stonington Historical Society	\$24,966	The Rollie McKenna Project	Stonington	History/Museum/Society
University of Hartford/Maurice Greenberg Center	\$30,000	Facing the Holocaust: Greater Hartford Series of Survival	West Hartford	Educational
University of Saint Joseph	\$23,067	Pan American Modernism	West Hartford	Educational
Wadsworth Atheneum Museum of Art	\$25,000	Monsters & Myths: Surrealism and War in the 1930s and 1940s	Hartford	Art Museum
Westport Country Playhouse	\$20,000	Community Engagement events surrounding THOUSAND PINES	Westport	Arts Organization
Westport Country Playhouse	\$23,250	The Individual and American Society	Westport	Arts Organization
Westport Country Playhouse	\$20,000	Money, Power, and Belief: Reflections on "The Invisible Hand"	Westport	Arts Organization
Westport Historical Society	\$8,079	Saugatuck: Harbor & Haven of Work, Innovation and Community	Westport	History/Museum/Society
Windsor Historical Society	\$23,274	Step Back in Time to 1810: The Strong-Howard House	Windsor	History/Museum/Society
Yale University/Yale Peabody Museum	\$45,105	From the Ends of the Earth at the Yale Peabody Museum	New Haven	History/Museum/Society
Yale University/Yale Repertory Theatre	\$20,933	2016-17 Will Power! Educational Program	New Haven	Arts Organization
Young Men's Institute Library	\$14,260	Amateur Hour, 2016	New Haven	Library

Quick Grants 2015-2018

Organization Name	Amount Awarded	Project Name	City	Institution Type
American Clock & Watch Museum	\$934	"Once Upon a Time" exhibition	Bristol	History/Museum/Society
American Clock & Watch Museum	\$1,659	"Scandals & Scoundrels" exhibition	Bristol	History/Museum/Society
Association for the Study of Connecticut History	\$1,404	Connecticut and the Great War	New London	History/Museum/Society
Avon Free Public Library	\$451	The Apollo Theater: a history	Avon	Library
Avon Historical Society	\$2,487	"Moments in Avon's History" – Portable, Retractable Banners for Avon	Avon	History/Museum/Society
Avon Historical Society	\$1,194	One Square in Avon's Heritage Quilt History	Avon	History/Museum/Society
Barnum Museum, The	\$1,498	Animals in American Life Program Series	Bridgeport	History/Museum/Society
Bethany Library Association - Clark Memorial Library	\$899	Small Great Things - A Community Reading Beyond The Cover	Bethany	Library
Bruce Museum	\$1,500	And Still We Rise: Race, Culture & Visual Conversations	Greenwich	Art Museum
Cedar Hill Cemetery Foundation	\$1,500	Discover Jacob Weidenmann's Hartford	Hartford	History/Museum/Society
Center for Contemporary Printmaking	\$1,500	WPA: Jobs	Norwalk	Arts Organization
Cheshire Historical Society	\$800	Commemoration of Civil War Monument	Cheshire	History/Museum/Society
Cheshire Public Library	\$1,500	South Asian Cultural Festival	Cheshire	Library
Children's Museum, Inc.	\$2,006	Happy 40th Birthday, Conny!	West Hartford	Other
CitySeed, Inc.	\$3,000	Sanctuary Kitchen Community Event Series @ Common Ground: Sí Se Puede-A Screening of "Dolores" & A Global Farm-to-Table Evening	New Haven	Other
Colchester Historical Society	\$1,500	A Sense of Place: Postcards from Another Time	Colchester	History/Museum/Society
Connecticut 4 H Development Fund Inc (4H Education Center at Auerfarm)	\$2,500	Auerfarm's History on Display: A Model Farm, A Retreat and A Place for Learning	Bloomfield	Other
Connecticut Aeronautical Historical Association	\$1,000	2018 Speaker Series	Windsor Locks	History/Museum/Society
Connecticut Aeronautical Historical Association	\$1,500	Aviation Alive	Windsor Locks	History/Museum/Society
Connecticut College	\$4,999	One Book, One Region 2018: "Exit West"	New London	Educational
Connecticut Historical Society	\$879	Andrea Wolf Present The Brother Gardeners	Hartford	History/Museum/Society
Connecticut Historical Society	\$4,000	Facing War: Connecticut in World War I	Hartford	History/Museum/Society
Connecticut Historical Society	\$4,964	Mas: Carnival Costumes from Hartford's West Indian Communities	Hartford	History/Museum/Society
Connecticut Historical Society	\$3,000	Sisu and Creativity: Finnish Cultural Heritage in Connecticut	Hartford	History/Museum/Society
Connecticut Public Affairs Network	\$2,572	Hartford & Manchester Connecticut History Day Contests and Public Presentations	Hartford	History/Museum/Society
Connecticut River Museum	\$4,999	Shadows: Haunted Tales from the River	Essex	History/Museum/Society
Connecticut River Museum	\$4,999	Thirsty River: Four Centuries of Drink, Life, and Reform in the Connecticut River Valley	Essex	History/Museum/Society
Connecticut Storytelling Center	\$4,999	35th Annual CT Storytelling Festival & Conference	New London	Other
Connecticut Storytelling Center	\$2,000	The 37th Annual Connecticut Storytelling Festival & Conference	New London	Other

Organization Name	Amount Awarded	Project Name	City	Institution Type
Connecticut Valley Tobacco Historical Society	\$1,297	Self-Guided Tobacco Shed Tour	Windsor	History/Museum/Society
Copper Beech Institute	\$1,500	The Sacred Art of the Sand Mandala	West Hartford	Arts Organization
Deep River Historical Society	\$1,489	Draw Your Own Conclusions: The Political Cartoons	Deep River	History/Museum/Society
Denison Society, Inc.	\$1,500	From Hearth to the Hospital	Mystic	History/Museum/Society
East Lyme Public Library	\$2,899	100 Years at The Farm	East Lyme	Library
East Lyme Puppetry Project Inc	\$2,500	"We the People" Preview Showcase	NIANTIC	Arts Organization
Eugene O'Neill Memorial Theater Center	\$1,000	Eugene O'Neill Celebration: Power of Place	Waterford	Arts Organization
Fairfield Historical Society	\$4,999	Fabulous Animals: Illustrated World of Robert Lawson	Fairfield	History/Museum/Society
Fairfield Historical Society	\$4,000	Revolutionary Spies: Exhibition and Graphic Novel	Fairfield	History/Museum/Society
Fairfield Historical Society	\$1,874	Flappers: Fashion and Freedom Exhibition	Fairfield	History/Museum/Society
Fairfield University	\$1,500	Irish Filmmaker Festival	Fairfield	Educational
Fairfield University	\$2,500	"Imagining the Coast: a Public Symposium on the Humanities and the Sea"	Fairfield	Educational
Farmington Village Green and Library Association	\$2,744	People of Farmington's Past	Farmington	History/Museum/Society
Ferguson Library	\$4,000	Freedom in Three Acts	Stamford	Library
Ferguson Library	\$1,500	Sing the Truth: Voices from The Amistad Center	Stamford	Library
Florence Griswold Museum	\$3,750	Teaching Poster for "SEE/change" Online Learning Exhibition for Educators and Students of Connecticut History	Old Lyme	Art Museum
Friends of Bristol Public Library	\$2,664	2016 Author Luncheon	Bristol	Library
Friends of the Prudence Crandall Museum, Inc.	\$1,435	Lives and Legacies: Prudence Crandall's African American Women	Canterbury	History/Museum/Society
Friends of the Prudence Crandall Museum, Inc.	\$3,434	No Small Courage Lecture Series A Symposium	Canterbury	History/Museum/Society
Friends of the Prudence Crandall Museum, Inc.	\$1,500	The Story Will Outlive The Canvas	Canterbury	History/Museum/Society
Golden Thread	\$4,999	Pivotal Hartford: Faces of Change	West Hartford	Arts Organization
Greenwich Historical Society	\$1,500	Conversation on Immigration, Gender and Race	Cos Cob	History/Museum/Society
Greenwich Library	\$1,500	Greenwich Reads Together	Greenwich	Library
Guilford Preservation Alliance	\$3,000	Witness Stones Project Implementation in Middletown and West Hartford	Guilford	History/Museum/Society
Haddam Historical Society	\$2,700	Hidden in the Midden: Archaeology at the Thankful Arnold House Museum	Haddam	History/Museum/Society
Haddam Historical Society	\$1,000	Revolution Song; A Story of American Freedom Book Discussion by author Russell Shorto	Haddam	History/Museum/Society
Hagaman Memorial Library	\$1,369	Transformed by Poetry	East Haven	Library
Harriet Beecher Stowe Center	\$1,530	Foundations of Change: program with Professor Manisha Sinha, author of The Slave's Cause: A History of Abolition	Hartford	History/Museum/Society
Harriet Beecher Stowe Center	\$4,318	Words that Changed the World: A Community Reads Uncle Tom's Cabin	Hartford	History/Museum/Society
Hartford Chorale	\$850	Elijah the Prophet; in Faith and in Music	Hartford	Arts Organization

Organization Name	Amount Awarded	Project Name	City	Institution Type
Hartford Stage Company	\$4,995	Having Their Say	Hartford	Arts Organization
Hartford Stage Company	\$1,500	Seeking the Healing Community	Hartford	Arts Organization
Institute for American Indian Studies, Inc.	\$1,000	Green Corn Festival	Washington	History/Museum/Society
Ireland's Great Hunger Museum	\$1,500	Introduction of Famine Folios	Hamden	History/Museum/Society
Ireland's Great Hunger Museum	\$4,400	Making America: The Irish in the Civil War Era	Hamden	History/Museum/Society
Jewish Community Center of Greater New Haven	\$4,999	Greater New Haven Jewish Film Series	Woodbridge	Other
Jewish Community Center of Greater New Haven	\$1,500	Taste of Honey: A Night of Community Learning	Woodbridge	Other
Jewish Historical Society of Greater Hartford	\$1,500	Breaking the Glass - The American Jewish Wedding	West Hartford	History/Museum/Society
Jewish Historical Society of Greater Hartford	\$3,500	John Meyer of Norwich; An American Original	West Hartford	History/Museum/Society
Jewish Historical Society of Greater Hartford	\$2,200	Back to the Old Neighborhoods: Jewish Hartford Bus Tour	West Hartford	History/Museum/Society
Jewish Historical Society of Greater Hartford	\$4,100	Exhibit: "The Power of Protest: The Movement To Free Soviet Jews"	West Hartford	History/Museum/Society
Judy Dworin Performance Project	\$1,500	Lighthouse	Hartford	Arts Organization
Keeler Tavern Preservation Society, Inc.	\$1,500	Lecture: Dr. Barbara S. Christen on Cass Gilbert	Ridgefield	History/Museum/Society
Keeler Tavern Preservation Society, Inc.	\$1,000	Lecture: Elizabeth Patterson Bonaparte	Ridgefield	History/Museum/Society
Keeler Tavern Preservation Society, Inc.	\$3,500	The Media and the American Presidency	Ridgefield	History/Museum/Society
Kent Historical Society	\$1,500	Kent Historical Society Programs	Kent	History/Museum/Society
Kent Historical Society	\$1,500	Kent Historical Society Sunday Series	Kent	History/Museum/Society
Library Association of Warehouse Point	\$896	The War That Didn't End All Wars	East Windsor	Library
Litchfield Historical Society	\$3,720	By the Virtue of its Citizens: Educating a New Nation at Sarah Pierce's Academy	Litchfield	History/Museum/Society
Litchfield Historical Society	\$1,500	House of Worth: Dressing Litchfield	Litchfield	History/Museum/Society
Litchfield Historical Society	\$1,500	Louis Fenn Wadsworth, Baseball's Mystery Father	Litchfield	History/Museum/Society
Litchfield Historical Society	\$3,810	Re-imagining the Tapping Reeve Landscape	Litchfield	History/Museum/Society
Lockwood-Mathews Mansion Museum	\$4,999	Demolish or Preserve: The 1960s at the Lockwood-Mathews Mansion	Norwalk	History/Museum/Society
Lyman Allyn Art Museum	\$3,275	Children of Change: Kids and Civil Rights	New London	Art Museum
Lyme Academy College of Fine Arts	\$3,250	"A Living Monument to Cultural Heritage Preservation: Cities of Peace"	Old Lyme	Arts Organization
Madison Historical Society	\$3,280	Frederick Lee Lectures 2016	Madison	History/Museum/Society
Madison Historical Society	\$1,378	Frederick Lee Winter Lecture Series 2015	Madison	History/Museum/Society
Mattatuck Historical Society	\$1,375	Black History Month Celebration and Kickoff	Waterbury	History/Museum/Society
Mattatuck Historical Society	\$4,279	Edward Moore: Out of the Shadow	Waterbury	History/Museum/Society
Mattatuck Historical Society	\$3,000	FRÁGIL Maneje con Cuidado: Bienvenido a los puertorriqueños a nuestra comunidad / FRAGILE Handle with Care: Welcome Puerto Ricans...	Waterbury	History/Museum/Society
Middlesex Community College Foundation	\$3,200	Author Talk: A Day with Novelist Andre Dubus III	Middletown	Educational

Organization Name	Amount Awarded	Project Name	City	Institution Type
Milford Public Library	\$3,444	One City, One Story	Milford	Library
Mystic Seaport Museum, Inc.	\$4,998	"Arts on the Quad" – Mystic Seaport Museum's Summer Evening Program Series	Mystic	History/Museum/Society
Naugatuck Historical Society, Inc.	\$1,470	Naugatuck Historical Society On Church Street	Naugatuck	History/Museum/Society
New Britain Institute	\$300	It all began with Blacksmiths	New Britain	History/Museum/Society
New Britain Museum of American Art	\$1,250	Literacy and Black History Month Panel Discussion	New Britain	Art Museum
New Britain Museum of American Art	\$3,619	Storytelling with Michael Takiff	New Britain	Art Museum
New Britain Museum of American Art	\$800	The Unsung Heroes of Black History	New Britain	Art Museum
New London Landmarks	\$1,571	Discrimination, Urban Renewal and New London's Lost Neighborhood: a Walking and Virtual Tour	New London	History/Museum/Society
New London Maritime Society	\$1,486	US Customs Service and New London	New London	History/Museum/Society
Newtown Historical Society	\$1,452	Adams in Newtown: Presidential Memorabilia	Newtown	History/Museum/Society
Noah Webster House & West Hartford Historical Society	\$1,149	At Home in Noah's House	West Hartford	History/Museum/Society
Noah Webster House & West Hartford Historical Society	\$3,000	West Hartford A-Z	West Hartford	History/Museum/Society
Noah Webster House & West Hartford Historical Society	\$4,990	West Hartford Business: Images of Suburban Development	West Hartford	History/Museum/Society
Norfolk Historical Society	\$2,500	Artistic Taste and Marked Skill: The Photography of Marie H. Kendall	Norfolk	History/Museum/Society
Norfolk Historical Society	\$1,500	Exhibition: The Romance of Collecting	Norfolk	History/Museum/Society
NSCDA-CT/ Webb-Deane-Stevens Museum	\$3,249	Wallace Nutting: Preservation Pioneer	Wethersfield	History/Museum/Society
Oil Drum Art, Inc.	\$783	History of Ansonia, Derby and Shelton Through Art	Beacon Falls	Arts Organization
Old Lyme Phoebe Griffin Noyes Library	\$1,500	Opera: Voices & Stories Lecture Series	Old Lyme	Library
Oliver Wolcott Library	\$1,455	Civil Rights Movement through Novels: a discussion	Litchfield	Library
Otis Library	\$4,300	Exploring Human Origins	Norwich	Library
Paul J. Aicher Foundation (dba Everyday Democracy)	\$1,800	Citizen Demos	Hartford	Other
Portland Public Library	\$3,809	One Book on the Riverbed	Portland	Library
Quiet Corner Reads	\$2,500	Quiet Corner Reads One Book Program 2018	Killingly	Other
Quinnipiac University	\$1,500	Women and the Great Hunger in Ireland Conference	Hamden	Educational
Regional Youth Adult Social Action Partnership Inc (RYASAP)	\$1,450	ImPACT Fest Collaborative Learning and Economy Workshop	Bridgeport	Other
Ridgefield Symphony Orchestra	\$1,500	Concert Conversations	Ridgefield	Arts Organization
Riverfront Recapture	\$2,500	On Board the Onrust: Bringing Dutch History to the Hartford Riverfront	Hartford	Other
Roxbury Public Library	\$1,000	Inside, Outside, All Around the Town(s)	Roxbury	Library
Russell Library Company	\$4,112	Celebrating Black History Month	Middletown	Library
Russell Library Company	\$2,820	Common Ground 2016- the 8th Middletown International Film Festival	Middletown	Library

Organization Name	Amount Awarded	Project Name	City	Institution Type
Russell Library Company	\$3,725	Common Ground 2018 -- The 10th Middletown International Film Festival	Middletown	Library
Salisbury Association	\$1,295	19th-Century Salisbury: Documentary	Salisbury	History/Museum/Society
Salisbury Forum, The	\$1,000	Salisbury Forum Lectures	Salisbury	Other
Salisbury Forum, The	\$1,500	Why Architecture Matters	Salisbury	Other
Sankofa Kuumba Cultural Arts Consortium	\$4,999	Emancipation: From the Caribbean To the United States	Hartford	Arts Organization
Sankofa Kuumba Cultural Arts Consortium, Inc.	\$900	Community Kwanzaa Celebration/Education Program	Hartford	Arts Organization
Sankofa Kuumba Cultural Arts Consortium, Inc.	\$3,040	Dance Around the World	Hartford	Arts Organization
Scranton Memorial Library	\$600	Ann Hagedorn	Madison	Library
Shakesperience Productions	\$1,500	Neighborhoods Interactive	Waterbury	Arts Organization
Shakesperience Productions	\$3,140	Waterbury Interactive: Our City, Our Neighborhoods (hereafter W.I.)	Waterbury	Arts Organization
Sharon Historical Society	\$4,621	A Chance for Land and Fresh Air	Sharon	History/Museum/Society
Shoreline Arts Alliance	\$1,500	Shakespeare on the Shoreline - Talk/Tours	Guilford	Arts Organization
Sonia Plumb Dance Company	\$1,200	Privacy Settings	West Hartford	Arts Organization
Southington Library & Museum	\$1,000	Path to the Presidency: A Scholar-led Book Discussion	Southington	Library
Stamford Historical Society	\$4,999	Hoyt Barnum House Videos	Stamford	History/Museum/Society
Stonington Historical Society	\$1,190	Slavery and the War of 1812	Stonington	History/Museum/Society
The Mark Twain House & Museum	\$2,385	The Spring 2017 Trouble Begins at 5:30 Lecture Series	Hartford	History/Museum/Society
Torrington Historical Society	\$2,750	Torrington and World War I [working title]	Torrington	History/Museum/Society
University of New Haven	\$1,500	The Creative Genius of Thomas Edison	West Haven	Educational
Wadsworth Atheneum Museum of Art	\$3,000	"Morgan: Mind of the Collector" Experimentation Gallery & Mobile Tour	Hartford	Art Museum
West Hartford Public Schools	\$1,500	Music as Medicine	Hartford	Educational
Weston Historical Society	\$1,000	Mort Schindel's Weston Woods Where the Wild Things Are	Weston	History/Museum/Society
Westport Historical Society	\$3,000	TITLE NOT YET DECIDED: EXHIBIT ABOUT African American history in Westport	Westport	History/Museum/Society
Wethersfield Historical Society	\$2,380	Here We Stand: Native History and Culture from Pyquag to Wethersfield and Beyond	Wethersfield	History/Museum/Society
Wethersfield Historical Society	\$1,500	Wethersfield Lantern Lights Tours	Wethersfield	History/Museum/Society
Windham Textile & History Museum	\$764	Irish Eyes: The Irish Experience in a CT Mill Town	Willimantic	History/Museum/Society
Windham Textile & History Museum	\$1,585	Unraveled Threads: Deindustrialization, Post-industrialization, and the Transformation of Connecticut Textile Mill Towns: An Exhibit	Willimantic	History/Museum/Society
Windsor Historical Society	\$3,000	The Changing Face of War: Windsor Responds to World War I	Windsor	History/Museum/Society
Woodbridge Town Library	\$1,043	Woodbridge Reads: One book, One Town	Woodbridge	Library
Woodhall School, Inc., The	\$1,047	Woodhall Humanities Happening	Bethlehem	Educational

Organization Name	Amount Awarded	Project Name	City	Institution Type
Woodstock Academy	\$1,500	The Woodstock Academy Past Enlightens the Future	Woodstock	Educational
World Affairs Council of CT, Inc.	\$1,200	Global Conversation on Immigration	Hartford	Other
Yale University/Yale Peabody Museum	\$3,000	EVOLUTIONS Exhibition FY18 "Unsung Heroes"	New Haven	History/Museum/Society
Yale University/Yale Peabody Museum	\$1,050	Poetry Slam at the Yale Peabody Museum	New Haven	History/Museum/Society
Yale University/Yale Peabody Museum	\$1,200	Yale Samurai Film Series	New Haven	History/Museum/Society
Yale University/Yale Repertory Theatre	\$4,999	Escuela	New Haven	Arts Organization

1818 Grantees by Year, 2018 only

Organizations - 1818	Award	Title	Location	Organization Type
Avon Free Public Library	\$ 1,250.00	From Congregation to Constitution: The separation of church and state in Connecticut	Avon	Library
Westport Historical Society	\$ 1,864.00	Rights for All?: Exploring Social Impacts of the 1818 Constitution	Westport	History/Museum/Society
Connecticut Public Affairs Network	\$ 2,300.00	Commemorating the Constitution of 1818	Hartford	History/Museum/Society
Connecticut Explored Inc.	\$ 3,000.00	Annotated Poster of the Constitution of 1818	West Hartford	History/Museum/Society
Connecticut Historical Society	\$ 3,000.00	The Constitution of 1818: Debate and Dissent in the Land of Steady Habits	Hartford	History/Museum/Society
Civics First Inc	\$ 3,000.00	Online Lesson Plans on the Constitution of 1818	Southington	Other

Connecticut at Work Grantees, by Grant Period

Organizations CAW 2012 - 2014	Award	Title	Location	Organization Type
Arts Council of Greater New Haven, The	\$1,480.00	Artists at Work	New Haven	Arts Organization
Connecticut Historical Society	\$1,500.00	Quiltmakers at Work: Study Day and Lecture at CHS	Hartford	History/Museum/Society
Hartford Stage Company	\$1,500.00	Inspired to Succeed: Connecticut Latinos at Work	Hartford	Arts Organization
Mark Twain House & Museum, The	\$1,500.00	At Your Service: A Special Exhibition	Hartford	History/Museum/Society
New Britain Institute	\$1,072.00	Nuts and Bolts: Stories from New Britain Manufacturing	New Britain	Other
New Britain Museum of American Art	\$730.00	Labor and 'The Arts of Life in American'	New Britain	Arts Museum
New Haven Free Public Library	\$500.00	The Real Pepsi Challenge	New Haven	Library
New Haven Museum	\$1,500.00	New Haven @ Work: Three Centuries of Innovation and Counting	New Haven	History/Museum/Society
Torrington Historical Society	\$1,500.00	Industry Works: Manufacturing in NW CT	Torrington	History/Museum/Society
Wethersfield Historical Society	\$1,500.00	The Work of Wethersfield Cove Warehouse Maritime Museum	Wethersfield	History/Museum/Society
Organizations CAW 2015-2018				
Avery-Copp House	\$1,187	How We Worked - Groton at Work	Groton	History/Museum/Society
Antiquarian & Landmarks Society Inc.	\$1,500	People at Work	Hartford	History/Museum/Society
Groton Historical Society	\$1,368	Groton at Work	Groton	History/Museum/Society
Jewish Historical Society of Greater Hartford	\$1,300	Bus Tour Back to the Land CT Farming Communities	West Hartford	History/Museum/Society
Stone Soup, Inc.	\$1,484	Grass with the Brass	West Cornwall	Other
Windham Area Arts Collaborative	\$1,500	A Mill Works: Labor, Management, Community	Willimantic	Arts Organization
Windham County Agricultural Foundation, Inc.	\$1,500	Farm to Table Bus Tour	Brooklyn	Other

Community Reads, 2012-14

Organizations – Community Reads	Award	Location	Organization Type
Amistad Center for Art & Culture, The	\$2,500.00	Hartford	History/Museum/Society
Cheshire Public Library	\$2,500.00	Cheshire	Library
Connecticut River Academy	\$2,500.00	East Hartford	Educational
Edith Wheeler Memorial Library	\$1,500.00	Monroe	Library
Friends of the Public Library Terryville Connecticut Inc.	\$1,492.00	Terryville	Library
Greenwich Library	\$2,500.00	Greenwich	Library
Groton Public Library	\$1,478.00	Groton	Library
Groton Public Library	\$2,500.00	Groton	Library
Middletown Rotary Club (Charitable Fund)	\$1,000.00	Middletown	Other
North Haven Memorial Library	\$1,500.00	North Haven	Library
Old Lyme Phoebe Griffin Noyes Library	\$2,500.00	Old Lyme	Library
Quiet Corner Reads	\$2,500.00	Killingly	Other
Rowayton Library	\$2,500.00	Norwalk	Library
Watertown Library Association	\$2,500.00	Watertown	Library

StEPs-CT - CT

Organization – StEPs-CT- CT	Organization Type	2012-14	2015	2016	2017	2018
American Clock & Watch Museum	History/Museum/Society	\$1,500.00				
Avery-Copp Museum	History/Museum/Society			\$1500	\$4,999	
Avery Memorial Association	History/Museum/Society	\$4,246.00			\$4,999	
Blue Slope Country Museum, Inc.	History/Museum/Society	\$3940.00			\$3,882	
Canton Historical Society	History/Museum/Society	\$3,000.00				
Cheshire Historical Society	History/Museum/Society			\$1500	\$1,019	
Colchester Historical Society	History/Museum/Society			\$1500	\$4,985	
Connecticut Valley Tobacco Historical Society	History/Museum/Society			\$850	\$3,521	
Cornwall Historical Society	History/Museum/Society				\$3,210	
Danbury Railway Museum	History/Museum/Society				\$4,554	
Deep River Historical Society	History/Museum/Society			\$1500	\$4,999	
Denison Society, Inc.	History/Museum/Society			\$1500	\$4,995	
Dudley Foundation	History/Museum/Society			\$1500	\$3,630	
Essex Historical Society	History/Museum/Society				\$4,342	
Farmington Historical Society, Inc.	History/Museum/Society	\$3,763.00				
Friends of Smith-Harris House	History/Museum/Society				\$4,919	
Friends of Wood Memorial Library	History/Museum/Society			\$1500	\$4,949	
Groton Public Library	Library				\$4,908	
Guilford Keeping Society	History/Museum/Society			\$1495	\$2,794	
Haddam Historical Society	History/Museum/Society	\$4,242.00			\$1,522	
Institute for American Indian Studies, Inc.	History/Museum/Society	\$930.00				
Kent Historical Society	History/Museum/Society	\$4,500.00			\$4,999	

Organization – StEPs-CT- CT	Organization Type	2012-14	2015	2016	2017	2018
Lebanon Historical Society	History/Museum/Society	\$970.00				
Madison Historical Society	History/Museum/Society	\$1,436.00				
Naugatuck Historical Society	History/Museum/Society				\$1,775	
New Britain Institute	History/Museum/Society			\$1500		
Norwalk Historical Society	History/Museum/Society	\$1,450.00			\$4,990	
Salisbury Association	History/Museum/Society				\$2,400	
Shelton Historical Society, Inc.	History/Museum/Society	\$2,032.00				
Society of the Founders of Norwich	History/Museum/Society	\$1,643.00				
Stonington Historical Society, The	History/Museum/Society			\$1500	\$4,500	
Totoket Historical Society	History/Museum/Society	\$1,237.00				
Wallingford Historic Preservation Trust, Inc.				\$1500		
Warren Historical Society	History/Museum/Society	\$3,302				
Weston Historical Society	History/Museum/Society				\$4,999	
Westport Historical Society	History/Museum/Society			\$1500	\$1,887	
Windham Textile & History Museum	History/Museum/Society	\$4,259.00				
Wilton Historical Society	History/Museum/Society			\$1500	\$4,999	
Wintonbury Historical Society	History/Museum/Society	\$2,030.00				

Capacity Building Grantees by Year

Organizations – Capacity Building	Organization Type	2012-14	2015	2016	2017	2018
American Clock & Watch Museum	History/Museum/Society	\$3,224.00				
Barnum Museum, The	History/Museum/Society	\$9,999.00				
Connecticut River Museum	History/Museum/Society					\$9,999
Connecticut Trust for Historic Preservation	Other					\$9,999
Greenwich Historical Society	History/Museum/Society			\$9,998		
Goodwin College, Inc.	Educational	\$100.00				
Harriet Beecher Stowe Center	History/Museum/Society	\$9,999.00				
Hill-Stead Museum	Art Museum		\$9,999			
Institute for American Indian Studies, Inc.	History/Museum/Society			\$9,999		
Mattatuck Historical Society	History/Museum/Society	\$9,999.00				\$9,999
Mystic Art Association, Inc.	Arts Organization	\$9,999.00	\$9,999			
Mystic Seaport Museum, Inc.	History/Museum/Society			\$9,979		
New England Carousel Museum Inc., The	History/Museum/Society	\$9,999.00				
New London County Historical Society	History/Museum/Society	\$7,900.00				
Norwalk Historical Society	History/Museum/Society					\$3.620
Russell Library Company	Library	\$6,000.00				

Public Presentation – Planning

Organizations - Planning	Organization Type	2012-14	2015	2016	2017	2018
American School for the Deaf	Educational		\$17,224			
Amistad Center for Art & Culture, The	History/Museum/Society	\$6,890.00	\$9,999			
Antiquarian & Landmarks Society Inc.	History/Museum/Society	\$17,769.00				
Artspace	Arts Organization		\$13,820	\$9,047		\$12,075
Brass City Harvest	Other	\$5,500.00				
Bridgeport Public Library	Library			\$6,196		
Community Foundation of Middlesex County	Other		\$23,219			
Connecticut Dance Alliance	Arts Organization	\$4,444.00	\$4,444			
Connecticut Heritage Society	History/Museum/Society			\$9,700		
Connecticut Historical Society	History/Museum/Society	\$18,273.00				\$21,225
Connecticut River Museum	History/Museum/Society		\$10,000			
Eastern Connecticut State University Foundation, Inc.	Educational	\$9,983.00				
Fairfield Historical Society	History/Museum/Society			\$20,950		
Goodwin College	Educational			\$5,001		
Great Mountain Forest	History/Museum/Society	\$24,999.00				
Greenwich Historical Society	History/Museum/Society	\$24,999.00		\$7,007		
Guilford Preservation Alliance	History/Museum/Society	\$14,300.00				
Harriet Beecher Stowe Center	History/Museum/Society	\$24,999.00				
Jewish Historical Society of Greater Hartford	History/Museum/Society	\$16,000.00				
Klingberg Family Centers	Other			\$19,000		
Lockwood-Mathews Mansion Museum	History/Museum/Society	\$9,999.00				\$20,000
Madison Historical Society	History/Museum/Society		\$9,544			
Mattatuck Historical Society	History/Museum/Society	\$10,000.00	\$10,000			
Middlesex County Historical Society	History/Museum/Society		\$20,664			

Organizations - Planning	Organization Type	2012-14	2015	2016	2017	2018
Mystic Seaport Museum	History/Museum/Society			\$10,415		
Naugatuck Historical Society	History/Museum/Society					\$20,000
Noah Webster House & West Hartford Historical Society	History/Museum/Society	\$13,777.00				
Norwalk Historical Society	History/Museum/Society					\$23,000
Norwalk Public Library	Library	\$1,750.00				
Norwich Free Academy/ Slater Memorial Museum	History/Museum/Society					\$11,985
NSCDA-CT/Webb-Deane-Stevens Museum	History/Museum/Society					\$25,000
Paul J. Aicher Foundation (dba Everyday Democracy)	Other		\$9,999			
Stonington Historical Society	History/Museum/Society	\$9,983.00				
Upper Housatonic Valley National Heritage Area	Other	\$6,866.00				
Wadsworth Atheneum Museum of Art	Arts Museum	\$23,566.00		\$25,000		
Wesleyan University	Educational		\$15,000			
Wethersfield Historical Society	History/Museum/Society		\$20,000			

Public Presentation Implementation Grantees

Organizations - Implementation	Organization Type	2012-14	2015	2016	2017	2018
Amistad Center for Arts and Culture, The	History/Museum/Society		\$20,000	\$30,000		
Antiquarian & Landmarks Society, Inc.	History/Museum/Society			\$30,000		
Artspace			\$23,250			
Avon Free Public Library	Library	\$6,500.00		\$10,000		
Avon Historical Society	History/Museum/Society	\$6,444.00				
Barnum Museum, The	History/Museum/Society			\$9,995		
Bridgeport Public Library	Library					\$10,511
Bruce Museum	Arts Museum	\$15,219.00				
Cedar Hill Cemetery Foundation	History/Museum/Society	\$6,160.00				
Central Connecticut State University Foundation	Educational	\$27,423.00 \$4,550.00	\$9,000			
Connecticut College	Educational	\$7,703.00				
Connecticut Dance Alliance	Arts Organization			\$15,000		
Connecticut Forum, The	Other		\$30,000			
Connecticut Historical Society	History/Museum/Society	\$24,900.00		\$24,956		
Connecticut Players Foundation, Inc.	Arts Organization	\$45,000.00				
Connecticut Public Affairs Network	History/Museum/Society	\$11,758.00		\$9,458		
Connecticut River Museum	History/Museum/Society					\$49,915
Connecticut Women's Hall of Fame	History/Museum/Society		\$25,000			
Cornwall Historical Society	History/Museum/Society	\$4,851.00				
Cultural Alliance of Fairfield County	Arts Organization	\$2,064.00	\$2064			
Eli Whitney Museum, Inc.	History/Museum/Society	\$9,500.00				
Eugene O'Neill Memorial Theater Center	Arts Organization	\$3,950.00				
Fairfield County Community Foundation	Other	\$8,140.00				
Fairfield Museum and History Center	History/Museum/Society	\$8,048.00	\$8048			

Organizations - Implementation	Organization Type	2012-14	2015	2016	2017	2018
Fairfield University	Educational			\$15,000		
Florence Griswold Museum	Arts Museum	\$64,500.00	\$37,500	\$42,875		\$25,000
Friends of the Prudence Crandall Museum, Inc.	History/Museum/Society	\$1,572.00				
Greenwich Historical Society	History/Museum/Society	\$39,963.00				
Guilford Preservation Alliance	History/Museum/Society		\$15,000			
Harriet Beecher Stowe Center	History/Museum/Society					\$20,000
Hartbeat Ensemble	Arts Organization			\$8410		
Hartford Seminary	Educational	\$5,896.00				
Hill-Stead Museum	Arts Museum	\$35,000.00	\$50,000	\$50,000		\$20,000
Ireland's Great Hunger Museum	History/Museum/Society			\$16,867		
Jewish Community Center of Greater New Haven	Other	\$9,999.00		\$24,000		
Judy Dworin Performance Project	Arts Organization	\$7,500.00				
Litchfield Historical Society	History/Museum/Society	\$20,588.00 \$4,270.00				
Lockwood-Mathews Mansion Museum	History/Museum/Society	\$20,000.00	\$25,000			
Madison Historical Society	History/Museum/Society			\$15,166		
Mark Twain House & Museum, The	History/Museum/Society	\$7,000.00				
Mattatuck Historical Society	History/Museum/Society	\$24,263.00				
Middlesex County Historical Society	History/Museum/Society			\$24,999		
Mystic Seaport Museum, Inc.	History/Museum/Society	\$55,095.00	\$25,000			\$22,955
New Britain Museum of American Art	Arts Museum	\$14,504.00				
New Haven International Festival of Arts & Ideas	Other	\$45,000.00	\$37,500	\$50,000		\$25,000
New Haven Museum	History/Museum/Society	\$24,500.00				
New London Landmarks, Inc.	History/Museum/Society	\$6,982.00				
Paul J. Aicher Foundation (dba Everyday Democracy)	Other			\$13,500		
Ridgefield Playhouse for Movies and Performing Arts	Arts Organization	\$7,271.00	\$7,271			
Salisbury Forum, The	Other	\$4,000.00				

Organizations - Implementation	Organization Type	2012-14	2015	2016	2017	2018
Sherman Library Association	Library	\$3,000.00				
Shoreline Arts Alliance	Arts Organization	\$9,367.00		\$24,872		
Site Projects Inc.	Arts Organization	\$30,102.00				
Stonington Historical Society	History/Museum/Society					\$24,966
Town of East Haddam Economic Development Commission	Other	\$2,681.00				
Town of Wethersfield, Connecticut – Tourism Commission	Other	\$35,000.00				
University of Hartford	Educational		\$30,000			
University of St. Joseph	Educational		\$23,067			
Wadsworth Atheneum Museum of Art	Arts Museum					\$25,000
Westport Country Playhouse	Arts Organization	\$18,500.00	\$23,250	\$20,000		\$20,000
Westport Historical Society	History/Museum/Society	\$8,079.00	\$8,079			
Windsor Historical Society	History/Museum/Society	\$50,000.00	\$23,274			
Yale University/Yale Peabody Museum	History/Museum/Society	\$25,500.00	\$45,105			
Yale University/Yale Repertory Theatre	Arts Organization	\$35,080.00		\$20,933		
Yale-New Haven Children's Hospital	Other	\$9,900.00				
Young Men's Institute Library	Library	\$19,139.00		\$14,260		

Quick Grants

Organizations – Quick Grants	Organization Type	2012-14	2015	2016	2017	2018
Association for the Study of Connecticut History	History/Museum/Society	\$900.00		\$1,404		
American Clock & Watch Museum	History/Museum/Society		\$934			\$1,659
Avon Historical Society	History/Museum/Society	\$830.00		\$1,194	\$2,487	
Avon Free Public Library	Library		\$451			
Barnum Museum	History/Museum/Society		\$1,498			
Bethany Library	Library					\$899
Bloomfield High School	Educational	\$1,500.00				
Bolton High School Library	Educational	\$1,400.00				
Bruce Museum	History/Museum/Society			\$1,500		
Capitol Region Education Council (CREC), The	Other	\$1,500.00				
Cedar Hill Cemetery Foundation	History/Museum/Society	\$1,480.00	\$1,500			
Center for Contemporary Printmaking	Arts Organization		\$1,500			
Cheshire Historical Society	History/Museum/Society			\$800		
Cheshire Public Library	Library			\$1,500		
Children's Museum, Inc.	History/Museum/Society			\$2,006		
CitySeed, Inc.	Other					\$3,000
Colchester Historical Society	History/Museum/Society		\$1,500			
Connecticut 4 H Development Fund Inc. (4H Education Center at Auer Farm)	Other					\$2,500
Connecticut College	Educational					\$4,999
Connecticut Explored Inc.	History/Museum/Society	\$800.00				
Connecticut Historical Society	History/Museum/Society	\$995.00	\$879	\$4,964	\$3,000	\$4,000
Connecticut Public Affairs Network	Other					\$2,572
Connecticut River Museum	History/Museum/Society			\$4,999		\$4,999
Connecticut Storytelling Center	Other			\$4,999		\$2,000

Organizations – Quick Grants	Organization Type	2012-14	2015	2016	2017	2018
Connecticut Valley Tobacco Historical Society	History/Museum/Society			\$1,297		
Cooper Beech Institute	Arts Organization			\$1,500		
Deep River Historical Society	History/Museum/Society		\$1,489			
Denison Society, Inc	History/Museum/Society		\$1,500			
Earthplace, The Nature Discovery Center	Other	\$200.00				
East Lyme Public Library	Library					\$2,899
East Lyme Puppetry Project Inc.,	Arts Organization					\$2,500
Eugene O’Neill Memorial Theater Center	Arts Organization			\$1,000		
Fairfield Historical Society	History/Museum/Society			\$4,999		\$4,000 \$1,874
Fairfield University	Educational		\$1,500			\$2,500
Farmington Village Green and Library Association	History/Museum/Society				\$2,744	
Ferguson Library	Library		\$1,500	\$4,000		
Florence Griswold Museum	Art Museum					\$3,750
Friends of Bristol Public Library	Library			\$2,664		
Friends of Prudence Crandall Museum, Inc.	History/Museum/Society		\$1,435	\$3,434		\$1,500
Friends of Wood Memorial Library & Museum	Library	\$1,500.00				
Golden Thread	Arts Organization			\$4,999		
Greenwich Historical Society	History/Museum/Society			\$1,500		
Greenwich Library	Library		\$,1500			
Guilford Preservation Alliance	History/Museum/Society					\$3,000
Haddam Historical Society	History/Museum/Society			\$2,700		\$1,000
Hagaman Memorial Library	Library		\$1,369			
Harriet Beecher Stowe Center	History/Museum/Society			\$4,318	\$1,530	
Hartford Chorale	Arts Organization			\$850		
Hartford Food System	Other	\$1,000.00				
Hartford Public Library	Library	\$1,500.00				

Organizations – Quick Grants	Organization Type	2012-14	2015	2016	2017	2018
Hartford Stage	Arts Organization			\$1,500 \$4,995		
Institute for American Indian Studies, Inc.	History/Museum/Society		\$1,000			
Ireland’s Great Hunger Museum	History/Museum/Society		\$1,500			\$4,400
Jewish Community Center of Greater New Haven	Other	\$750.00		\$1,500 \$4,999		
Jewish Historical Society of Greater Hartford	History/Museum/Society		\$1,500	\$3,500	\$2,200	\$4,100
Judy Dworin Performance Project	Arts Organization		\$1,500			
Keeler Tavern Preservation Society, Inc.	History/Museum/Society	\$949.00	\$1,000 \$1,500	\$3,500		
Kent Historical Society	History/Museum/Society		\$1,500	\$1,500		
Library Association of Warehouse Point	Library		\$896			
Litchfield Historical Society	History/Museum/Society		\$1,500	\$1,500 \$3,810		\$3,720
Lockwood-Matthews Mansion Museum	History/Museum/Society			\$4,999		
Lyman Allyn Art Museum	Art Museum			\$3,275		
Lyme Academy College of Fine Arts	Arts Organization					\$3,250
Madison Historical Society	History/Museum/Society		\$1,378	\$3,280		
Mark Twain House and Museum, The	History/Museum/Society				\$2,385	
Mattatuck Historical Society	History/Museum/Society	\$1,235.00	\$1,375	\$4,279		\$3,000
Middlesex Community College Foundation	Educational			\$3,200		
Milford Public Library	Library			\$3,444		
Mystic Seaport Museum, Inc.	History/Museum/Society					\$4,998
Naugatuck Historical Society	History/Museum/Society			\$1,470		
New Britain Institute/New Britain Youth Museum	History/Museum/Society		\$300			
New Britain Museum of Art	Art Museum		\$800	\$4,869		
New England Air Museum			\$1,500			\$1,000
New London Landmarks	History/Museum/Society					\$1,571

Organizations – Quick Grants	Organization Type	2012-14	2015	2016	2017	2018
New London Maritime Society	History/Museum/Society		\$1,486			
Newtown Historical Society				\$1,452		
Noah Webster House & West Hartford Historical Society	History/Museum/Society	\$999.00	\$1,140	\$4,990	\$3,000	
Norfolk Historical Society	History/Museum/Society		\$1,500			\$2,500
Northwest Connecticut Association for the Arts, Inc.	Arts Organization	\$1,400.00				
NSCDA-CT/Webb-Deane-Stevens Museum	History/Museum/Society			\$3,249		
Oil Drum Art, Inc.	Arts Organization			\$783		
Old Lyme Phoebe Griffin Noyes Library	Library		\$1,500			
Oliver Wolcott Library	Library		\$1,455			
Otis Library	Library			\$4,300		
Paul J. Aicher Foundation (dba Everyday Democracy)	Other					\$1,800
Portland Public Library	Library			\$3,809		
Prosser Public Library	Library	\$925.00				
Quiet Corner Reads	Other					\$2,500
Quinnipiac University	Educational		\$1,500			
Regional Youth Adult Social Action Partnership Inc.,	Other		\$1,450			
Ridgefield Symphony	Arts Organization			\$1,500		
Riverfront Recapture	Other					\$2,500
Roxbury Public Library	Library			\$1,000		
Russell Library Company	Library			\$2,820		\$4,112 \$3,725
Salisbury Association	History/Museum/Society		\$1,295	\$1,500		
Salisbury Forum, The	Other					\$1,000

Organizations – Quick Grants	Organization Type	2012-14	2015	2016	2017	2018
Sankofa Kuumba Cultural Arts Consortium	Arts Organization			\$ 900 \$3,040		\$4,999
Scranton Memorial Public Library	Library		\$600			
Shakesperience Productions	Arts Organization		\$1,500			\$3,140
Sharon Historical Society	History/Museum/Society			\$4,621		
Shoreline Arts Alliance	Arts Organization			\$1,500		
Sonia Plumb Dance Company	Arts Organization		\$1,200			
Southington Library & Museum	Library			\$1,000		
Stamford Historical Society	History/Museum/Society			\$4,999		
Stonington Historical Society	History/Museum/Society			\$1,190		
Torrington Historical Society	History/Museum/Society					\$2,750
University of New Haven	Educational		\$1,500			
Wadsworth Atheneum Museum of Art	Art Museum				\$3,000	
West Hartford Public Schools	Educational		\$1,500			
Weston Historical Society	History/Museum/Society			\$1,000		
Westport Historical Society	History/Museum/Society					\$3,000
Wethersfield Historical Society	History/Museum/Society			\$1,500		\$2,380
Windham Textile & History Museum	History/Museum/Society			\$764		\$1,585
Windsor Historical Society	History/Museum/Society				\$3,000	
Woodbridge Town Library	Library		\$1,043			
Woodhall School, Inc., The	Educational		\$1,047			
Woodstock Historical Society, Inc.	History/Museum/Society	\$950.00	\$1,500			
World Affairs Council of CT, Inc.	Other		\$1,200			
Yale University/Yale Peabody Museum	History/Museum/Society		\$1,050	\$1,200		\$3,000
Yale University /Yale Repertory Theatre	Arts Organization			\$4,999		